



DC Office of Campaign Finance

Biennial Report 2023

Contributions and Expenditures of Independent Expenditure
Committees in the District of Columbia

December 31, 2023

TABLE OF CONTENTS

ORDER OF CONTENTS

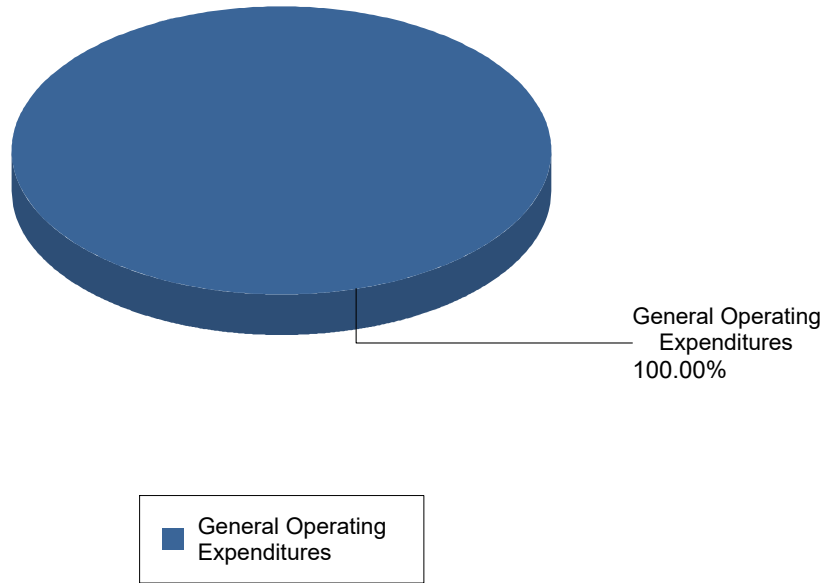
Expenditures by Purpose, Contributions by Donor Type, and Contributions by Amount for Independent Expenditure Committees

Committee Name	Page No.
Building Victories IEC	1
DCCSA IEC	9
Democracy for DC	17
Democrats for Education Reform DC IEC	26
Opportunity DC IEC	35
Regional Alliance for Small Business Executives	45
Washington DC Association of Realtors IEC	52
We Are Labor	59

DC OFFICE OF CAMPAIGN FINANCE

2023 Biennial Report - Independent Expenditure Committee

Summary of Expenditures by Purpose for Building Victories IEC, No Office



Note: This Graph depicts the summary of the expenditures by purpose reported by Building Victories IEC, No Office

The expenditures are presented in percentage terms by General Operating Expenditures, Loan Repayments, Refunds of Contributions, Other Expenditures, and Offsets to Receipts

General Operating Expenditures may include each expenditure made for Accounting Services, Advertising, Bank Fees, Campaign Events/Fund Raising, Campaign Materials and Supplies, Candidate Loan Re-payment, Catering/Refreshments, Computer Supplies/Equipment, Consulting Services, Equipment Purchases/Rental, In-Kind, Office Maintenance, Office Rental, Office Supplies/Furniture, Other Loan Repayment, Petty Cash, Polling/Mailing Lists, Postage/Shipping/Courier Rates, Printing/Copying, Salary/Stipend, Telephone/Communication, Trash/Poster Removal, Travel/Vehicle Expense, Utility Expense, and other Expenses.

Loan Repayments.

Refunds of Contributions may include each contribution Refund to Individuals, Organizations, Political Party Committees, and other Political Committees (PACs).

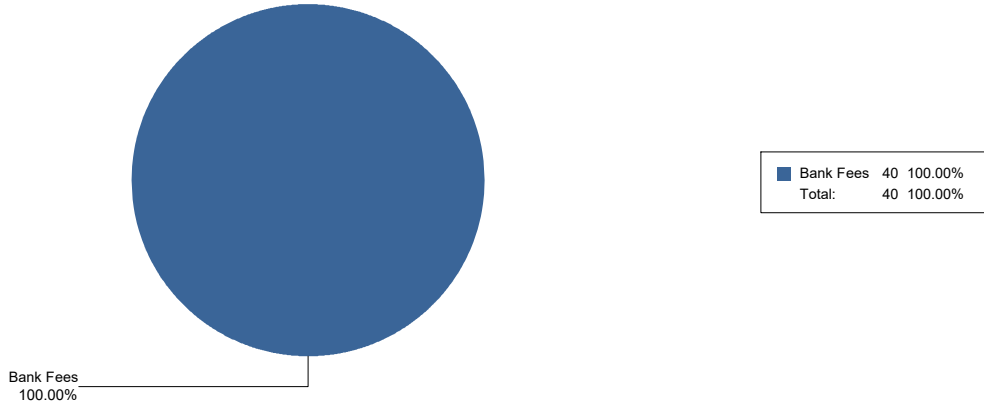
Other Expenditures may include all expenditures other than the afore-mentioned, which may include Independent Expenditures made by persons expressly advocating the election or defeat of a clearly identified candidate, which are made without cooperation or consultation with any candidate and/or authorized committee and/or agent of the candidate; Donations to Charities, Churches, Political Committees, Scholarship and Statehood Funds; Payments to the Internal Revenue Service and for Fines; and Tickets to Events.

Offsets to Receipts may include Refunds, Rebates, Returned Checks, Non-Sufficient Fund Fees, and other Offsets to Operating Expenditures.

Summary of Expenditures by Purpose for Building Victories IEC, No Office

Purpose	Total Expenditure
General Operating Expenditures	\$40.00
Grand Total	\$ 40.00

General Operating Expenditures



Purpose	Total Expenditures
Bank Fees	\$40.00
Total	\$ 40.00

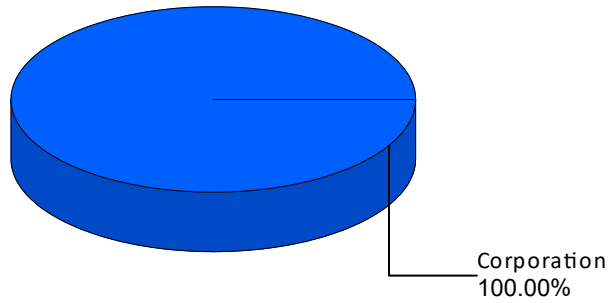
Bank Fees

Payee Name	Amount of Expenditure	Date of Expenditure
United Bank	\$ 5.00	02/28/2023
United Bank	\$ 5.00	03/31/2023
United Bank	\$ 5.00	04/30/2023
United Bank	\$ 5.00	05/31/2023
United Bank	\$ 5.00	06/30/2023
United Bank	\$ 5.00	08/01/2023
United Bank	\$ 5.00	08/31/2023
United Bank	\$ 5.00	09/30/2023
Subtotal	\$ 40.00	
Percentage or Total Expenditures	100.00%	
Total	\$ 40.00	

DC OFFICE OF CAMPAIGN FINANCE

2023 Biennial Report - Independent Expenditure Committee by Donor Type

Summary of Contributions by Donor Type For Building Victories IEC, No Office



■ Corporation	6937.5	100.00%
Total:	6937.5	100.00%

Note: This Graph depicts the summary of the contributions by donor categories reported by the Building Victories IEC, No Office Independent Expenditure Committee

The contributions are presented in percentage terms by donor categories, and may include each contribution received from Businesses, Corporations, Corporate Sponsored Political Action Committees, Individuals, Labor Sponsored Political Action Committees, and Partnerships. The summary may also note Other Receipts reported, such as Dividends, Interest, Refunds, and Rebates

DC OFFICE OF CAMPAIGN FINANCE

2023 Biennial Report - Independent Expenditure Committee by Donor Type

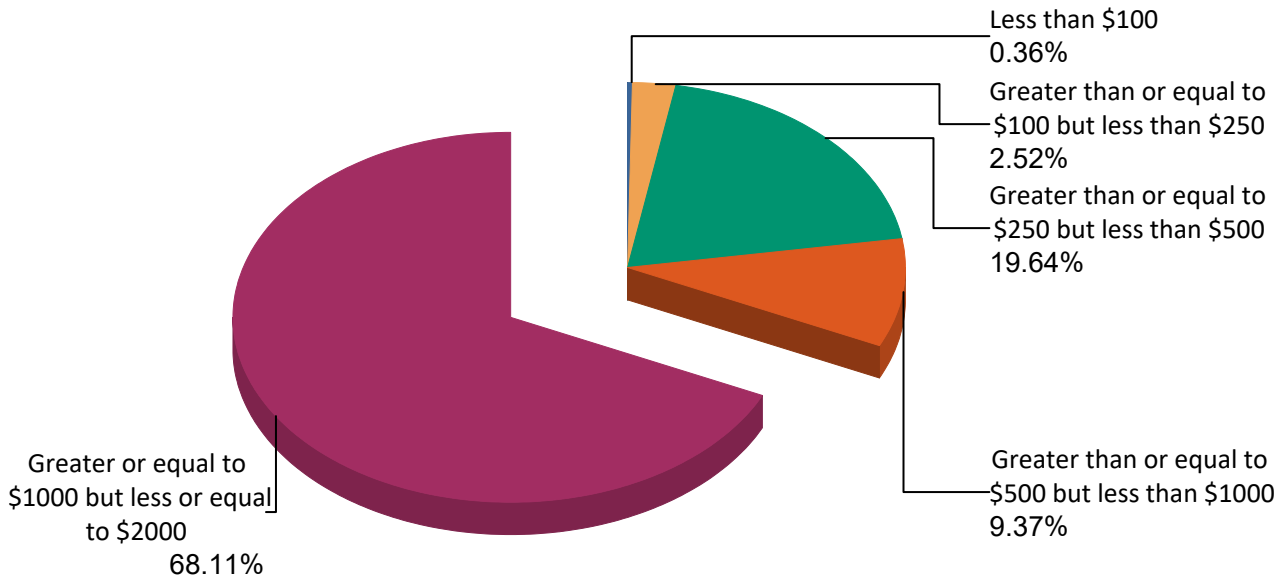
Summary of Contributions by Donor Type For Building Victories IEC, No Office

Building Victories IEC, No Office		
Corporation		
Contributor's Name	Amount	Date of Receipt
ABC of Metro Washington	\$ 1,350.00	11/22/2022
ABC of Metro Washington	\$ 1,150.00	12/14/2022
ABC of Metro Washington	\$ 450.00	01/20/2023
ABC of Metro Washington	\$ 650.00	02/07/2023
ABC of Metro Washington	\$ 300.00	03/07/2023
ABC of Metro Washington	\$ 325.00	04/10/2023
ABC of Metro Washington	\$ 175.00	05/09/2023
ABC of Metro Washington	\$ 25.00	06/13/2023
ABC of Metro Washington	\$ 287.50	10/31/2023
ABC of Metro Washington	\$ 1,125.00	11/30/2023
ABC of Metro Washington	\$ 1,100.00	12/05/2023
Subtotal	\$ 6,937.50	
Percentage of Total Contribution	100.00%	
Total	\$6,937.50	

DC OFFICE OF CAMPAIGN FINANCE

2023 Biennial Report - Independent Expenditure Committee by Denomination

Summary of Contributions by amount for Building Victories IEC, No Office



Less than \$100	25	0.36%
Greater than or equal to \$100 but less than \$250	175	2.52%
Greater than or equal to \$250 but less than \$500	1362.5	19.64%
Greater than or equal to \$500 but less than \$1000	650	9.37%
Greater or equal to \$1000 but less or equal to \$2000	4725	68.11%
Total:	6937.5	100.00%

Building Victories IEC, No Office			
Less than \$100			
Contributor's Name	Amount	Type of Contributor	Date of Receipt
ABC of Metro Washington	\$ 25.00	Corporation	06/13/2023
Percentage of Total Contribution	0.36%		
Subtotal	\$25.00		
Building Victories IEC, No Office			
Greater than or equal to \$100 but less than \$250			
Contributor's Name	Amount	Type of Contributor	Date of Receipt
ABC of Metro Washington	\$ 175.00	Corporation	05/09/2023
Percentage of Total Contribution	2.52%		
Subtotal	\$175.00		
Building Victories IEC, No Office			
Greater than or equal to \$250 but less than \$500			
Contributor's Name	Amount	Type of Contributor	Date of Receipt
ABC of Metro Washington	\$ 450.00	Corporation	01/20/2023
ABC of Metro Washington	\$ 300.00	Corporation	03/07/2023
ABC of Metro Washington	\$ 325.00	Corporation	04/10/2023
ABC of Metro Washington	\$ 287.50	Corporation	10/31/2023
Percentage of Total Contribution	19.64%		
Subtotal	\$1,362.50		
Building Victories IEC, No Office			
Greater than or equal to \$500 but less than \$1000			
Contributor's Name	Amount	Type of Contributor	Date of Receipt
ABC of Metro Washington	\$ 650.00	Corporation	02/07/2023
Percentage of Total Contribution	9.37%		
Subtotal	\$650.00		

DC OFFICE OF CAMPAIGN FINANCE

2023 Biennial Report - Independent Expenditure Committee by Denomination

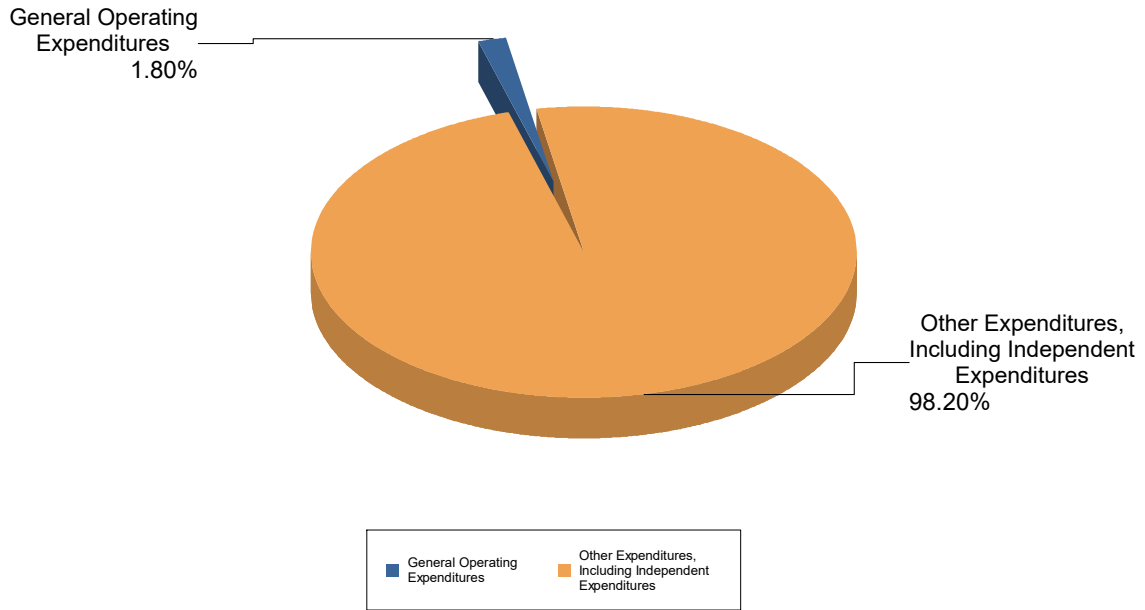
Summary of Contributions by amount for Building Victories IEC, No Office

Building Victories IEC, No Office			
Greater or equal to \$1000 but less or equal to \$2000			
Contributor's Name	Amount	Type of Contributor	Date of Receipt
ABC of Metro Washington	\$ 1,350.00	Corporation	11/22/2022
ABC of Metro Washington	\$ 1,150.00	Corporation	12/14/2022
ABC of Metro Washington	\$ 1,125.00	Corporation	11/30/2023
ABC of Metro Washington	\$ 1,100.00	Corporation	12/05/2023
Percentage of Total Contribution	68.11%		
Subtotal	\$4,725.00		
Total	100.00%		

DC OFFICE OF CAMPAIGN FINANCE

2023 Biennial Report - Independent Expenditure Committee

Summary of Expenditures by Purpose for DCCSA IEC, No Office



Note: This Graph depicts the summary of the expenditures by purpose reported by DCCSA IEC, No Office

The expenditures are presented in percentage terms by General Operating Expenditures, Loan Repayments, Refunds of Contributions, Other Expenditures, and Offsets to Receipts

General Operating Expenditures may include each expenditure made for Accounting Services, Advertising, Bank Fees, Campaign Events/Fund Raising, Campaign Materials and Supplies, Candidate Loan Re-payment, Catering/Refreshments, Computer Supplies/Equipment, Consulting Services, Equipment Purchases/Rental, In-Kind, Office Maintenance, Office Rental, Office Supplies/Furniture, Other Loan Repayment, Petty Cash, Polling/Mailing Lists, Postage/Shipping/Courier Rates, Printing/Copying, Salary/Stipend, Telephone/Communication, Trash/Poster Removal, Travel/Vehicle Expense, Utility Expense, and other Expenses.

Loan Repayments.

Refunds of Contributions may include each contribution Refund to Individuals, Organizations, Political Party Committees, and other Political Committees (PACs).

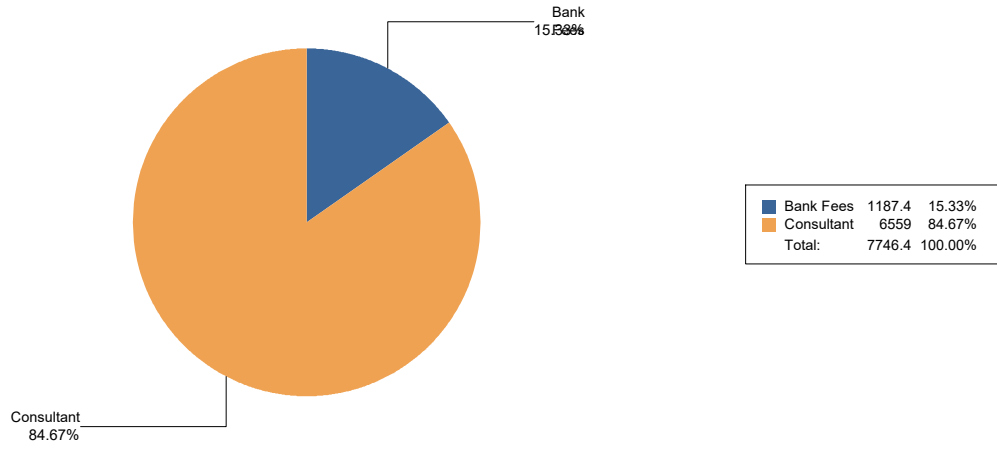
Other Expenditures may include all expenditures other than the afore-mentioned, which may include Independent Expenditures made by persons expressly advocating the election or defeat of a clearly identified candidate, which are made without cooperation or consultation with any candidate and/or authorized committee and/or agent of the candidate; Donations to Charities, Churches, Political Committees, Scholarship and Statehood Funds; Payments to the Internal Revenue Service and for Fines; and Tickets to Events.

Offsets to Receipts may include Refunds, Rebates, Returned Checks, Non-Sufficient Fund Fees, and other Offsets to Operating Expenditures.

Summary of Expenditures by Purpose for DCCSA IEC, No Office

Purpose	Total Expenditure
General Operating Expenditures	\$7,746.39
Other Expenditures, Including Independent Expenditures	\$423,559.43
Grand Total	\$ 431,305.82

General Operating Expenditures



Purpose	Total Expenditures
Bank Fees	\$1,187.39
Consultant	\$6,559.00
Total	\$ 7,746.39

Bank Fees

Payee Name	Amount of Expenditure	Date of Expenditure
Actblue	\$ 0.99	11/12/2023
Amalgamated Bank	\$ 170.50	06/24/2022
Amalgamated Bank	\$ 96.75	07/26/2022
Amalgamated Bank	\$ 10.00	08/26/2022
Amalgamated Bank	\$ 10.00	09/29/2022
Amalgamated Bank	\$ 10.25	10/25/2022
Amalgamated Bank	\$ 10.25	11/23/2022
Amalgamated Bank	\$ 25.25	12/23/2022
Amalgamated Bank	\$ 10.00	01/26/2023
Amalgamated Bank	\$ 10.00	02/23/2023
Amalgamated Bank	\$ 10.00	03/23/2023
Amalgamated Bank	\$ 10.00	04/24/2023
Amalgamated Bank	\$ 10.00	05/24/2023
Amalgamated Bank	\$ 10.00	06/26/2023
Amalgamated Bank	\$ 10.00	07/24/2023
Amalgamated Bank	\$ 10.00	08/26/2023
Amalgamated Bank	\$ 10.00	09/26/2023
Amalgamated Bank	\$ 10.00	10/27/2023
Amalgamated Bank	\$ 10.00	11/29/2023
eFundraising Connections	\$ 225.30	06/02/2022
eFundraising Connections	\$ 67.80	06/06/2022
eFundraising Connections	\$ 450.30	06/14/2022
Subtotal	\$ 1,187.39	
Percentage or Total Expenditures	15.33%	

Consultant

Payee Name	Amount of Expenditure	Date of Expenditure
Beaver Legal Corporation	\$ 1,243.50	05/24/2022
Beaver Legal Corporation	\$ 1,122.00	06/14/2022
Beaver Legal Corporation	\$ 1,819.00	09/12/2022
Beaver Legal Corporation	\$ 403.00	10/29/2022
Beaver Legal Corporation	\$ 519.00	10/29/2022
Beaver Legal Corporation	\$ 668.40	11/30/2022
Beaver Legal Corporation	\$ 54.60	12/05/2023
Beaver Legal Corporation	\$ 729.50	12/10/2023
Subtotal	\$ 6,559.00	
Percentage or Total Expenditures	84.67%	
Total	\$ 7,746.39	

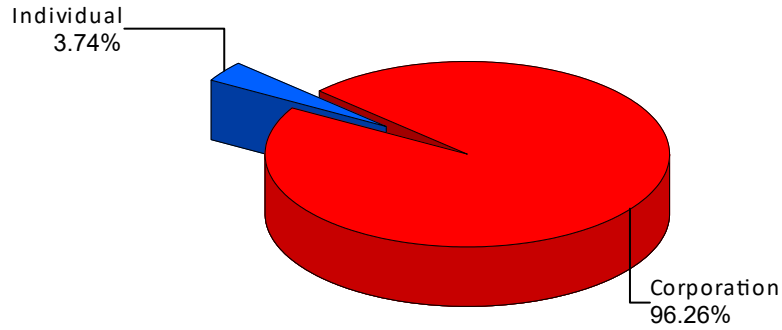
Independent Expenditures

Payee Name	Amount of Expenditure	Date of Expenditure
At Scale	\$ 59,598.40	06/15/2022
At Scale	\$ 59,598.41	06/15/2022
Balduzzi Group, Inc.	\$ 5,880.00	06/03/2022
Balduzzi Group, Inc.	\$ 35,660.00	06/03/2022
Balduzzi Group, Inc.	\$ 40,304.00	06/03/2022
Balduzzi Group, Inc.	\$ 40,304.00	06/03/2022
Balduzzi Group, Inc.	\$ 5,380.00	06/27/2022
Chism Strategies LLC	\$ 4,170.45	05/24/2022
Chism Strategies LLC	\$ 3,982.35	06/06/2022
InFocus Campaigns	\$ 3,487.87	06/06/2022
InFocus Campaigns	\$ 1,164.76	06/27/2022
InFocus Campaigns	\$ 1,244.14	06/27/2022
InFocus Campaigns	\$ 2,063.11	06/27/2022
InFocus Campaigns	\$ 2,014.83	10/31/2022
InFocus Campaigns	\$ 2,046.89	10/31/2022
InFocus Campaigns	\$ 461.30	11/30/2022
InFocus Campaigns	\$ 866.82	11/30/2022
PACE Education Strategies Advocacy	\$ 10,000.00	06/06/2022
PACE Education Strategies Advocacy	\$ 10,000.00	06/06/2022
PACE Education Strategies Advocacy	\$ 10,000.00	06/06/2022
Panache Strategies LLC	\$ 25,000.00	05/18/2022
Panache Strategies LLC	\$ 50,000.00	05/18/2022
Panache Strategies LLC	\$ 50,000.00	05/18/2022
Promusuns Inc.	\$ 151.95	10/31/2022
Promusuns Inc.	\$ 180.15	10/31/2022
Subtotal	\$ 423,559.43	
Percentage or Total Expenditures	100.00%	
Total	\$ 423,559.43	

DC OFFICE OF CAMPAIGN FINANCE

2023 Biennial Report - Independent Expenditure Committee by Donor Type

Summary of Contributions by Donor Type For DCCSA IEC, No Office



Individual	16525	3.74%
Corporation	425000	96.26%
Total:	441525	100.00%

Note: This Graph depicts the summary of the contributions by donor categories reported by the DCCSA IEC, No Office Independent Expenditure Committee

The contributions are presented in percentage terms by donor categories, and may include each contribution received from Businesses, Corporations, Corporate Sponsored Political Action Committees, Individuals, Labor Sponsored Political Action Committees, and Partnerships. The summary may also note Other Receipts reported, such as Dividends, Interest, Refunds, and Rebates

DC OFFICE OF CAMPAIGN FINANCE

2023 Biennial Report - Independent Expenditure Committee by Donor Type

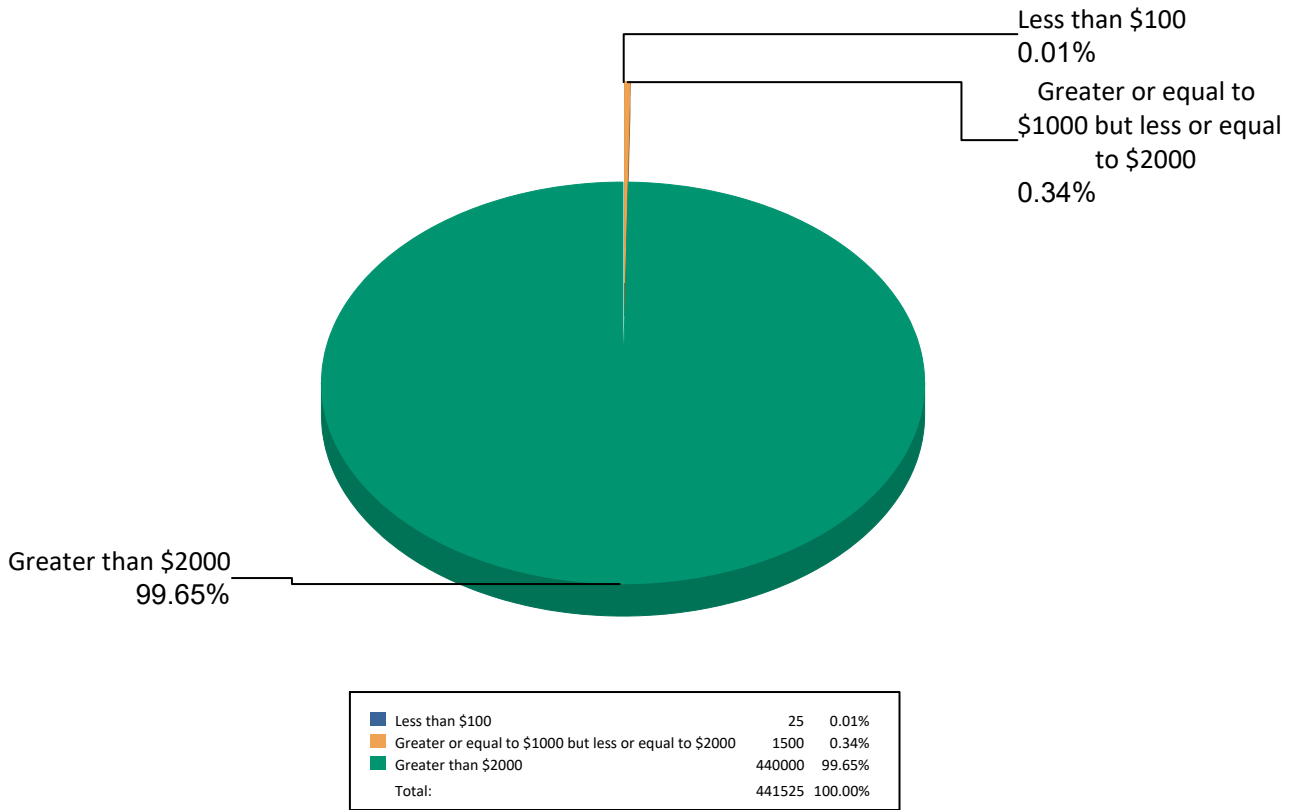
Summary of Contributions by Donor Type For DCCSA IEC, No Office

DCCSA IEC, No Office		
Individual		
Contributor's Name	Amount	Date of Receipt
Andrew Klingenstein	\$ 5,000.00	05/27/2022
Donna Stenback	\$ 25.00	11/08/2023
Jolene Slotter	\$ 1,500.00	05/31/2022
Katherine Bradley	\$ 10,000.00	06/06/2022
Subtotal	\$ 16,525.00	
Percentage of Total Contribution	3.74%	
DCCSA IEC, No Office		
Corporation		
Contributor's Name	Amount	Date of Receipt
DC Charter School Action	\$ 200,000.00	05/18/2022
DC Charter School Action	\$ 100,000.00	05/20/2022
DC Charter School Action	\$ 115,000.00	06/14/2022
DC Charter School Action	\$ 10,000.00	11/21/2022
Subtotal	\$ 425,000.00	
Percentage of Total Contribution	96.26%	
Total	\$441,525.00	

DC OFFICE OF CAMPAIGN FINANCE

2023 Biennial Report - Independent Expenditure Committee by Denomination

Summary of Contributions by amount for DCCSA IEC, No Office

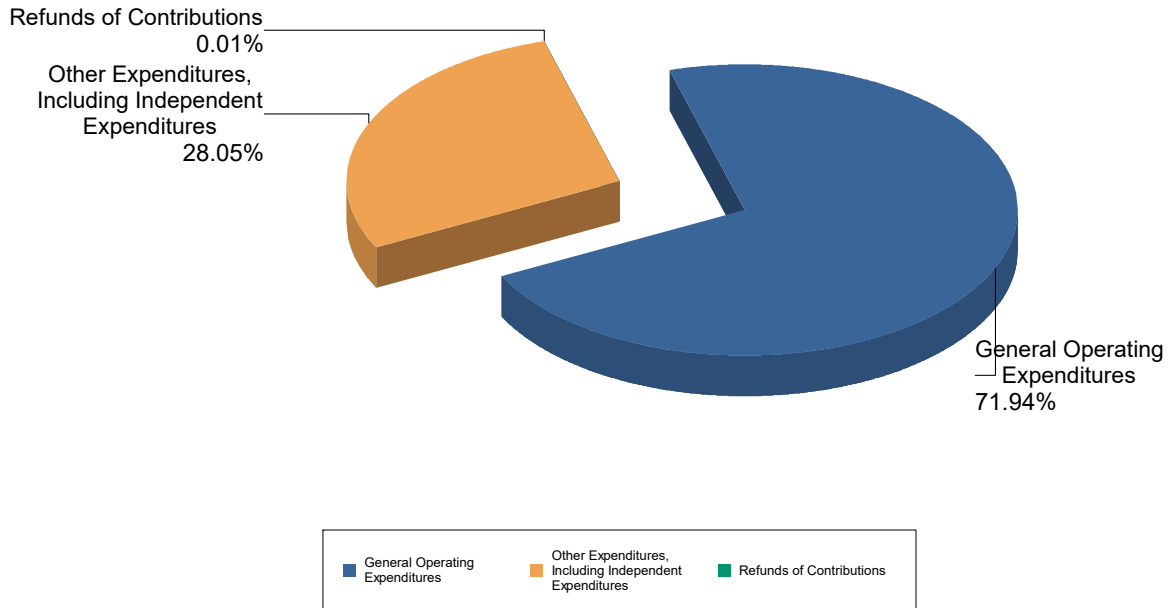


DCCSA IEC, No Office			
Less than \$100			
Contributor's Name	Amount	Type of Contributor	Date of Receipt
Donna Stenback	\$ 25.00	Individual	11/08/2023
Percentage of Total Contribution	0.01%		
Subtotal	\$25.00		
DCCSA IEC, No Office			
Greater or equal to \$1000 but less or equal to \$2000			
Contributor's Name	Amount	Type of Contributor	Date of Receipt
Jolene Slotter	\$ 1,500.00	Individual	05/31/2022
Percentage of Total Contribution	0.34%		
Subtotal	\$1,500.00		
DCCSA IEC, No Office			
Greater than \$2000			
Contributor's Name	Amount	Type of Contributor	Date of Receipt
Andrew Klingenstein	\$ 5,000.00	Individual	05/27/2022
DC Charter School Action	\$ 200,000.00	Corporation	05/18/2022
DC Charter School Action	\$ 100,000.00	Corporation	05/20/2022
DC Charter School Action	\$ 115,000.00	Corporation	06/14/2022
DC Charter School Action	\$ 10,000.00	Corporation	11/21/2022
Katherine Bradley	\$ 10,000.00	Individual	06/06/2022
Percentage of Total Contribution	99.65%		
Subtotal	\$440,000.00		
Total	100.00%		

DC OFFICE OF CAMPAIGN FINANCE

2023 Biennial Report - Independent Expenditure Committee

Summary of Expenditures by Purpose for Democracy for DC, No Office



Note: This Graph depicts the summary of the expenditures by purpose reported by Democracy for DC, No Office

The expenditures are presented in percentage terms by General Operating Expenditures, Loan Repayments, Refunds of Contributions, Other Expenditures, and Offsets to Receipts

General Operating Expenditures may include each expenditure made for Accounting Services, Advertising, Bank Fees, Campaign Events/Fund Raising, Campaign Materials and Supplies, Candidate Loan Re-payment, Catering/Refreshments, Computer Supplies/Equipment, Consulting Services, Equipment Purchases/Rental, In-Kind, Office Maintenance, Office Rental, Office Supplies/Furniture, Other Loan Repayment, Petty Cash, Polling/Mailing Lists, Postage/Shipping/Courier Rates, Printing/Copying, Salary/Stipend, Telephone/Communication, Trash/Poster Removal, Travel/Vehicle Expense, Utility Expense, and other Expenses.

Loan Repayments.

Refunds of Contributions may include each contribution Refund to Individuals, Organizations, Political Party Committees, and other Political Committees (PACs).

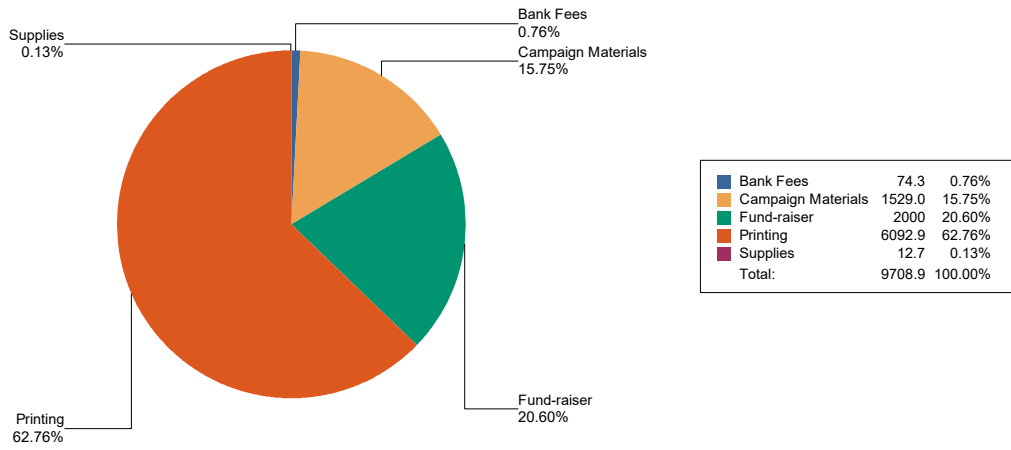
Other Expenditures may include all expenditures other than the afore-mentioned, which may include Independent Expenditures made by persons expressly advocating the election or defeat of a clearly identified candidate, which are made without cooperation or consultation with any candidate and/or authorized committee and/or agent of the candidate; Donations to Charities, Churches, Political Committees, Scholarship and Statehood Funds; Payments to the Internal Revenue Service and for Fines; and Tickets to Events.

Offsets to Receipts may include Refunds, Rebates, Returned Checks, Non-Sufficient Fund Fees, and other Offsets to Operating Expenditures.

Summary of Expenditures by Purpose for Democracy for DC, No Office

Purpose	Total Expenditure
General Operating Expenditures	\$9,708.95
Other Expenditures, Including Independent Expenditures	\$3,785.50
Refunds of Contributions	\$1.00
Grand Total	\$ 13,495.45

General Operating Expenditures



Purpose	Total Expenditures
Bank Fees	\$74.25
Campaign Materials	\$1,529.05
Fund-raiser	\$2,000.00
Printing	\$6,092.94
Supplies	\$12.71
Total	\$ 9,708.95

Democracy for DC, No Office

Bank Fees

Payee Name	Amount of Expenditure	Date of Expenditure
ActBlue Technical Services	\$ 59.25	09/25/2022
United Bank	\$ 15.00	10/14/2022
Subtotal	\$ 74.25	
Percentage or Total Expenditures	0.76%	

Campaign Materials

Payee Name	Amount of Expenditure	Date of Expenditure
Basecamp Inc.	\$ 898.35	10/12/2022
Basecamp Inc.	\$ 630.70	10/17/2022
Subtotal	\$ 1,529.05	
Percentage or Total Expenditures	15.75%	

Fund-raiser

Payee Name	Amount of Expenditure	Date of Expenditure
Paul Spires	\$ 2,000.00	07/19/2023
Subtotal	\$ 2,000.00	
Percentage or Total Expenditures	20.60%	

Printing

Payee Name	Amount of Expenditure	Date of Expenditure
Gibson Print	\$ 6,092.94	10/15/2022
Subtotal	\$ 6,092.94	
Percentage or Total Expenditures	62.76%	

Supplies

Payee Name	Amount of Expenditure	Date of Expenditure
Vistaprint	\$ 12.71	10/19/2022
Subtotal	\$ 12.71	
Percentage or Total Expenditures	0.13%	
Total	\$ 9,708.95	

Independent Expenditures

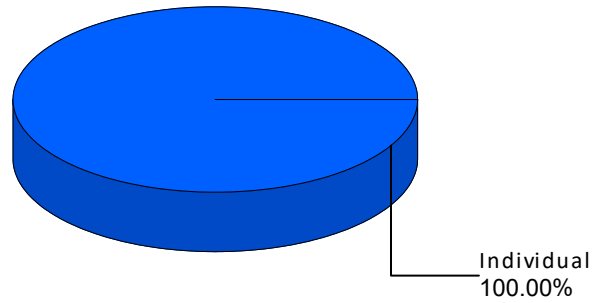
Payee Name	Amount of Expenditure	Date of Expenditure
Fares Consulting LLC	\$ 200.00	11/14/2022
lh3realty	\$ 2,000.00	11/07/2022
Revise Media	\$ 1,065.50	11/10/2022
T Renee LLC	\$ 520.00	11/07/2022
Subtotal	\$ 3,785.50	
Percentage or Total Expenditures	100.00%	
Total	\$ 3,785.50	

Refund		
Payee Name	Amount of Expenditure	Date of Expenditure
Sudeep Vyapari	\$ 1.00	10/21/2022
Subtotal	\$ 1.00	
Percentage or Total Expenditures	100.00%	
Total	\$ 1.00	

DC OFFICE OF CAMPAIGN FINANCE

2023 Biennial Report - Independent Expenditure Committee by Donor Type

Summary of Contributions by Donor Type For Democracy for DC, No Office



■ Individual	13600	100.00%
Total:	13600	100.00%

Note: This Graph depicts the summary of the contributions by donor categories reported by the Democracy for DC, No Office Independent Expenditure Committee

The contributions are presented in percentage terms by donor categories, and may include each contribution received from Businesses, Corporations, Corporate Sponsored Political Action Committees, Individuals, Labor Sponsored Political Action Committees, and Partnerships. The summary may also note Other Receipts reported, such as Dividends, Interest, Refunds, and Rebates

DC OFFICE OF CAMPAIGN FINANCE

2023 Biennial Report - Independent Expenditure Committee by Donor Type

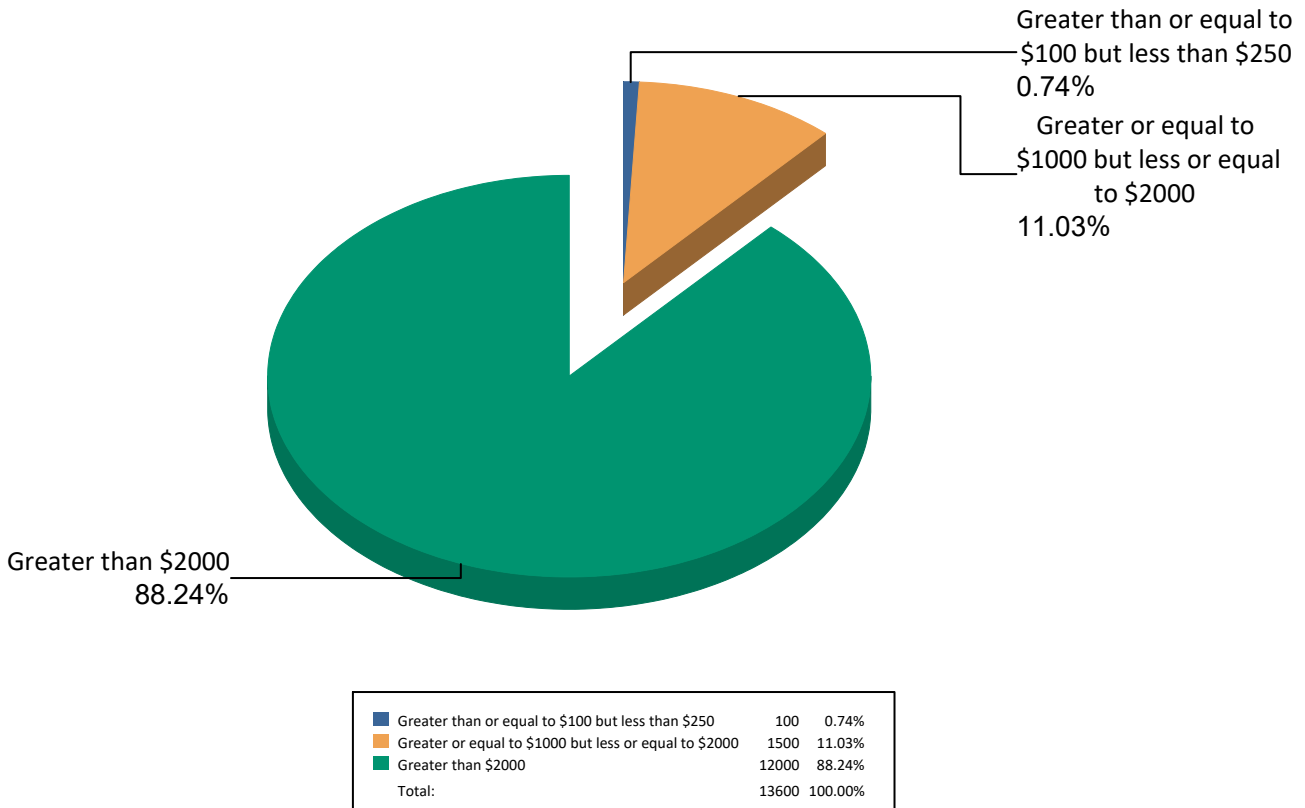
Summary of Contributions by Donor Type For Democracy for DC, No Office

Democracy for DC, No Office		
Individual		
Contributor's Name	Amount	Date of Receipt
Bryan Irving	\$ 1,500.00	09/23/2022
Sudeep Vyapari	\$ 100.00	09/02/2022
William Jones	\$ 12,000.00	10/14/2022
	Subtotal	\$ 13,600.00
	Percentage of Total Contribution	100.00%
	Total	\$13,600.00

DC OFFICE OF CAMPAIGN FINANCE

2023 Biennial Report - Independent Expenditure Committee by Denomination

Summary of Contributions by amount for Democracy for DC, No Office

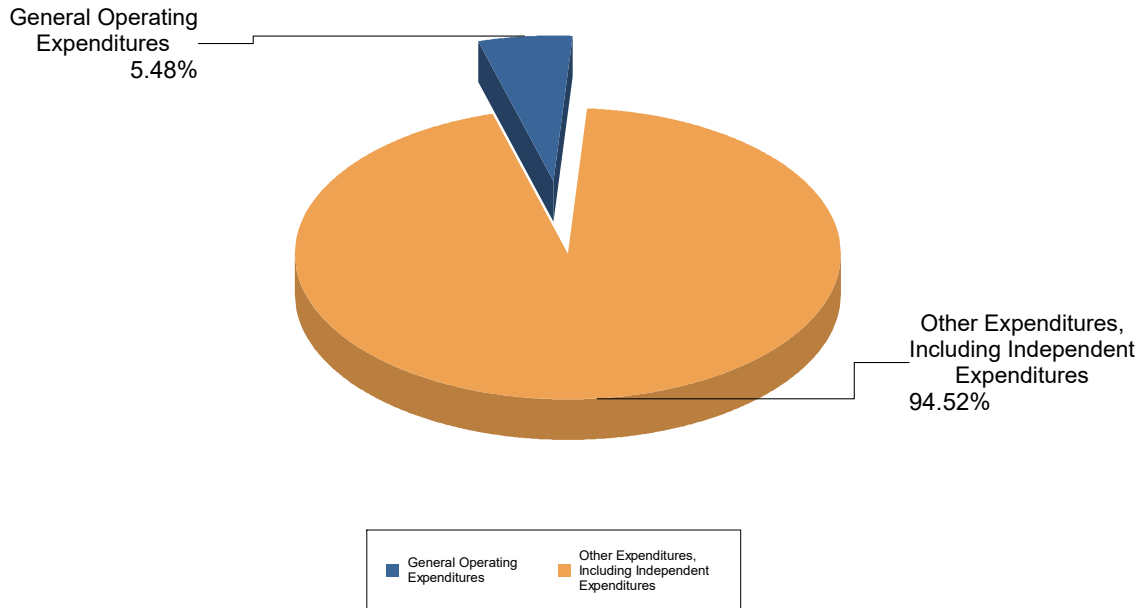


Democracy for DC, No Office			
Greater than or equal to \$100 but less than \$250			
Contributor's Name	Amount	Type of Contributor	Date of Receipt
Sudeep Vyapari	\$ 100.00	Individual	09/02/2022
Percentage of Total Contribution	0.74%		
Subtotal	\$100.00		
Democracy for DC, No Office			
Greater or equal to \$1000 but less or equal to \$2000			
Contributor's Name	Amount	Type of Contributor	Date of Receipt
Bryan Irving	\$ 1,500.00	Individual	09/23/2022
Percentage of Total Contribution	11.03%		
Subtotal	\$1,500.00		
Democracy for DC, No Office			
Greater than \$2000			
Contributor's Name	Amount	Type of Contributor	Date of Receipt
William Jones	\$ 12,000.00	Individual	10/14/2022
Percentage of Total Contribution	88.24%		
Subtotal	\$12,000.00		
Total	100.00%		

DC OFFICE OF CAMPAIGN FINANCE

2023 Biennial Report - Independent Expenditure Committee

Summary of Expenditures by Purpose for Democrats for Education Reform DC IEC, No Office



Note: This Graph depicts the summary of the expenditures by purpose reported by Democrats for Education Reform DC IEC, No Office

The expenditures are presented in percentage terms by General Operating Expenditures, Loan Repayments, Refunds of Contributions, Other Expenditures, and Offsets to Receipts

General Operating Expenditures may include each expenditure made for Accounting Services, Advertising, Bank Fees, Campaign Events/Fund Raising, Campaign Materials and Supplies, Candidate Loan Re-payment, Catering/Refreshments, Computer Supplies/Equipment, Consulting Services, Equipment Purchases/Rental, In-Kind, Office Maintenance, Office Rental, Office Supplies/Furniture, Other Loan Repayment, Petty Cash, Polling/Mailing Lists, Postage/Shipping/Courier Rates, Printing/Copying, Salary/Stipend, Telephone/Communication, Trash/Poster Removal, Travel/Vehicle Expense, Utility Expense, and other Expenses.

Loan Repayments.

Refunds of Contributions may include each contribution Refund to Individuals, Organizations, Political Party Committees, and other Political Committees (PACs).

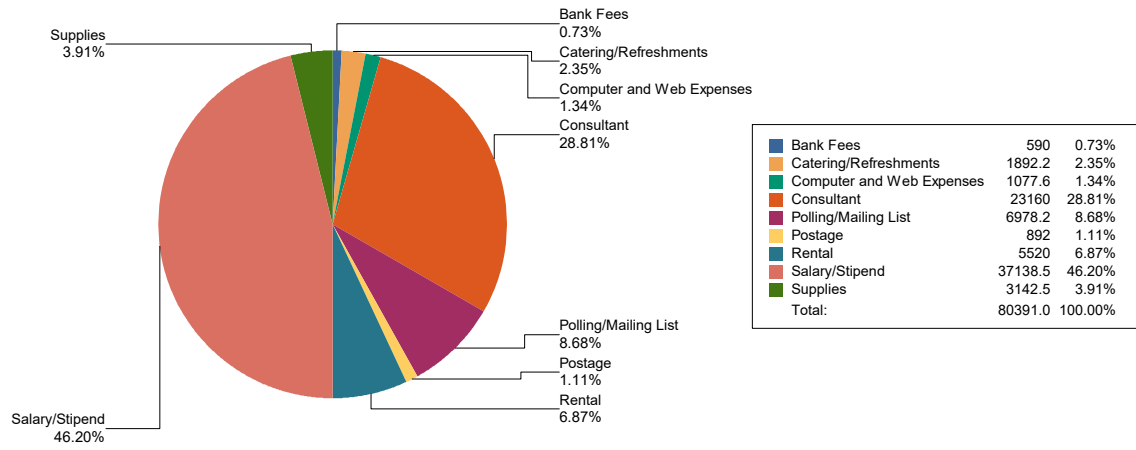
Other Expenditures may include all expenditures other than the afore-mentioned, which may include Independent Expenditures made by persons expressly advocating the election or defeat of a clearly identified candidate, which are made without cooperation or consultation with any candidate and/or authorized committee and/or agent of the candidate; Donations to Charities, Churches, Political Committees, Scholarship and Statehood Funds; Payments to the Internal Revenue Service and for Fines; and Tickets to Events.

Offsets to Receipts may include Refunds, Rebates, Returned Checks, Non-Sufficient Fund Fees, and other Offsets to Operating Expenditures.

Summary of Expenditures by Purpose for Democrats for Education Reform DC IEC, No Office

Purpose	Total Expenditure
General Operating Expenditures	\$80,390.97
Other Expenditures, Including Independent Expenditures	\$1,385,462.58
Grand Total	\$ 1,465,853.55

General Operating Expenditures



Purpose	Total Expenditures
Bank Fees	\$590.00
Catering/Refreshments	\$1,892.18
Computer and Web Expenses	\$1,077.58
Consultant	\$23,160.00
Polling/Mailing List	\$6,978.16
Postage	\$892.00
Rental	\$5,520.00
Salary/Stipend	\$37,138.52
Supplies	\$3,142.53
Total	\$ 80,390.97

Bank Fees

Payee Name	Amount of Expenditure	Date of Expenditure
CAPITAL ONE BANK NA	\$ 15.00	01/31/2022
CAPITAL ONE BANK NA	\$ 15.00	02/28/2022
CAPITAL ONE BANK NA	\$ 15.00	03/31/2022
CAPITAL ONE BANK NA	\$ 15.00	04/01/2022
CAPITAL ONE BANK NA	\$ 35.00	05/03/2022
CAPITAL ONE BANK NA	\$ 25.00	05/06/2022
CAPITAL ONE BANK NA	\$ 25.00	05/10/2022
CAPITAL ONE BANK NA	\$ 25.00	05/17/2022
CAPITAL ONE BANK NA	\$ 25.00	05/24/2022
CAPITAL ONE BANK NA	\$ 15.00	05/27/2022
CAPITAL ONE BANK NA	\$ 25.00	05/31/2022
CAPITAL ONE BANK NA	\$ 25.00	06/09/2022
CAPITAL ONE BANK NA	\$ 25.00	06/09/2022
CAPITAL ONE BANK NA	\$ 15.00	06/17/2022
CAPITAL ONE BANK NA	\$ 25.00	06/17/2022
CAPITAL ONE BANK NA	\$ 25.00	06/17/2022
CAPITAL ONE BANK NA	\$ 25.00	06/23/2022
CAPITAL ONE BANK NA	\$ 15.00	09/28/2022
CAPITAL ONE BANK NA	\$ 25.00	10/05/2022
CAPITAL ONE BANK NA	\$ 25.00	10/26/2022
CAPITAL ONE BANK NA	\$ 25.00	10/28/2022
CAPITAL ONE BANK NA	\$ 25.00	10/31/2022
CAPITAL ONE BANK NA	\$ 25.00	10/31/2022
CAPITAL ONE BANK NA	\$ 25.00	11/03/2022
CAPITAL ONE BANK NA	\$ 25.00	11/14/2022
CAPITAL ONE BANK NA	\$ 25.00	12/12/2022
Subtotal	\$ 590.00	
Percentage or Total Expenditures	0.73%	

Catering/Refreshments

Payee Name	Amount of Expenditure	Date of Expenditure
His & Hers	\$ 649.80	06/23/2022
His & Hers	\$ 970.54	11/09/2022
Uber Eats	\$ 75.37	10/14/2022
Uber Eats	\$ 175.00	10/14/2022
Uber Eats	\$ 21.47	10/17/2022
Subtotal	\$ 1,892.18	
Percentage or Total Expenditures	2.35%	

Computer and Web Expenses

Payee Name	Amount of Expenditure	Date of Expenditure
Intuit Quickbooks	\$ 84.80	01/03/2022
Intuit Quickbooks	\$ 84.80	02/03/2022
Intuit Quickbooks	\$ 84.80	03/03/2022
Intuit Quickbooks	\$ 84.80	04/04/2022
Intuit Quickbooks	\$ 84.80	05/02/2022
Intuit Quickbooks	\$ 84.80	06/02/2022
Intuit Quickbooks	\$ 84.80	07/05/2022
Intuit Quickbooks	\$ 90.10	08/02/2022
Intuit Quickbooks	\$ 90.10	09/06/2022
invoiceASAP	\$ 3.99	01/11/2022
invoiceASAP	\$ 3.99	02/14/2022
invoiceASAP	\$ 3.99	03/11/2022
invoiceASAP	\$ 3.99	04/12/2022
invoiceASAP	\$ 3.99	05/11/2022
invoiceASAP	\$ 3.99	06/10/2022
Wordpress	\$ 34.98	01/31/2022
Wordpress	\$ 34.98	03/02/2022
Wordpress	\$ 34.98	04/04/2022
Wordpress	\$ 34.98	05/02/2022
Wordpress	\$ 34.98	06/02/2022
Wordpress	\$ 34.98	07/05/2022
Wordpress	\$ 34.98	08/02/2022

Disclaimer : The information presented in the 2023 Biennial Report was taken directly from reports of receipts and expenditures filed by the candidates and political committees; afterward formatted into the applicable graphs and charts.

Wordpress	\$ 34.98	09/02/2022
Subtotal	\$ 1,077.58	
Percentage or Total Expenditures	1.34%	
Consultant		
Payee Name	Amount of Expenditure	Date of Expenditure
CT Compliance and Law Services, LLC	\$ 1,200.00	04/12/2022
CT Compliance and Law Services, LLC	\$ 600.00	05/10/2022
CT Compliance and Law Services, LLC	\$ 600.00	06/14/2022
CT Compliance and Law Services, LLC	\$ 600.00	07/19/2022
CT Compliance and Law Services, LLC	\$ 600.00	08/25/2022
CT Compliance and Law Services, LLC	\$ 600.00	09/30/2022
CT Compliance and Law Services, LLC	\$ 600.00	10/27/2022
CT Compliance and Law Services, LLC	\$ 600.00	11/30/2022
CT Compliance and Law Services, LLC	\$ 600.00	12/16/2022
CT Compliance and Law Services, LLC	\$ 1,200.00	02/24/2023
CT Compliance and Law Services, LLC	\$ 600.00	04/12/2023
CT Compliance and Law Services, LLC	\$ 600.00	05/31/2023
CT Compliance and Law Services, LLC	\$ 600.00	08/25/2023
CT Compliance and Law Services, LLC	\$ 600.00	09/28/2023
CT Compliance and Law Services, LLC	\$ 600.00	12/04/2023
Palmer Group Media	\$ 12,960.00	05/10/2022
Subtotal	\$ 23,160.00	
Percentage or Total Expenditures	28.81%	
Polling/Mailing List		
Payee Name	Amount of Expenditure	Date of Expenditure
CARR MARKETING	\$ 6,978.16	10/31/2022
Subtotal	\$ 6,978.16	
Percentage or Total Expenditures	8.68%	
Postage		
Payee Name	Amount of Expenditure	Date of Expenditure
US Postal Service	\$ 432.00	09/29/2022
US Postal Service	\$ 460.00	09/18/2023
Subtotal	\$ 892.00	
Percentage or Total Expenditures	1.11%	
Rental		
Payee Name	Amount of Expenditure	Date of Expenditure
Regus Management Group, LLC	\$ 1,332.63	10/11/2022
Regus Management Group, LLC	\$ 1,568.28	10/11/2022
Regus Management Group, LLC	\$ 1,583.86	10/11/2022
Regus Management Group, LLC	\$ 842.73	11/21/2022
Regus Management Group, LLC	\$ 192.50	12/12/2022
Subtotal	\$ 5,520.00	
Percentage or Total Expenditures	6.87%	
Salary/Stipend		
Payee Name	Amount of Expenditure	Date of Expenditure
EDUCATION REFORM NOW ADVOCACY	\$ 37,138.52	02/24/2023
Subtotal	\$ 37,138.52	
Percentage or Total Expenditures	46.20%	
Supplies		
Payee Name	Amount of Expenditure	Date of Expenditure
CVS Pharmacy	\$ 165.34	11/09/2022
Rushorder Tees	\$ 2,977.19	10/13/2022
Subtotal	\$ 3,142.53	
Percentage or Total Expenditures	3.91%	
Total	\$ 80,390.97	

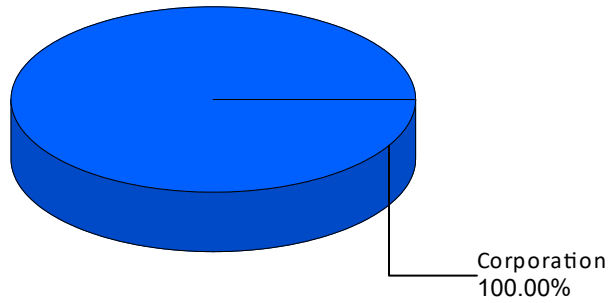
Independent Expenditures

Payee Name	Amount of Expenditure	Date of Expenditure
Artecka Brown	\$ 1,100.00	10/28/2022
Artecka Brown	\$ 889.85	11/14/2022
At Scale	\$ 87,330.53	04/22/2022
At Scale	\$ 87,330.64	04/22/2022
At Scale	\$ 154,661.07	06/17/2022
CARR MARKETING INC.	\$ 20,027.97	12/12/2022
Firehouse Phones	\$ 13,808.20	06/23/2022
Lever Communications	\$ 140,000.00	05/17/2022
Lever Communications	\$ 234,819.70	06/09/2022
Lever Communications	\$ 11,100.00	10/05/2022
Lever Communications	\$ 50,000.00	10/26/2022
Lever Communications	\$ 12,000.00	11/03/2022
Sisneros Strategies LLC	\$ 19,000.00	05/06/2022
Sisneros Strategies LLC	\$ 126,500.00	05/10/2022
Sisneros Strategies LLC	\$ 208,296.75	05/24/2022
Sisneros Strategies LLC	\$ 44,967.86	05/31/2022
Sisneros Strategies LLC	\$ 11,709.41	06/17/2022
SKDKNICKERBOCKER	\$ 110,637.41	10/31/2022
Staples	\$ 1,283.19	10/17/2022
Subtotal	\$ 1,335,462.58	
Percentage or Total Expenditures	96.39%	
Other		
Payee Name	Amount of Expenditure	Date of Expenditure
LGBTQ Victory Fund Inc.	\$ 50,000.00	06/09/2022
Subtotal	\$ 50,000.00	
Percentage or Total Expenditures	3.61%	
Total	\$ 1,385,462.58	

DC OFFICE OF CAMPAIGN FINANCE

2023 Biennial Report - Independent Expenditure Committee by Donor Type

Summary of Contributions by Donor Type For Democrats for Education Reform DC IEC, No Office



■ Corporation	1503256.3	100.00%
Total:	1503256.3	100.00%

Note: This Graph depicts the summary of the contributions by donor categories reported by the Democrats for Education Reform DC IEC, No Office Independent Expenditure Committee

The contributions are presented in percentage terms by donor categories, and may include each contribution received from Businesses, Corporations, Corporate Sponsored Political Action Committees, Individuals, Labor Sponsored Political Action Committees, and Partnerships. The summary may also note Other Receipts reported, such as Dividends, Interest, Refunds, and Rebates

DC OFFICE OF CAMPAIGN FINANCE

2023 Biennial Report - Independent Expenditure Committee by Donor Type

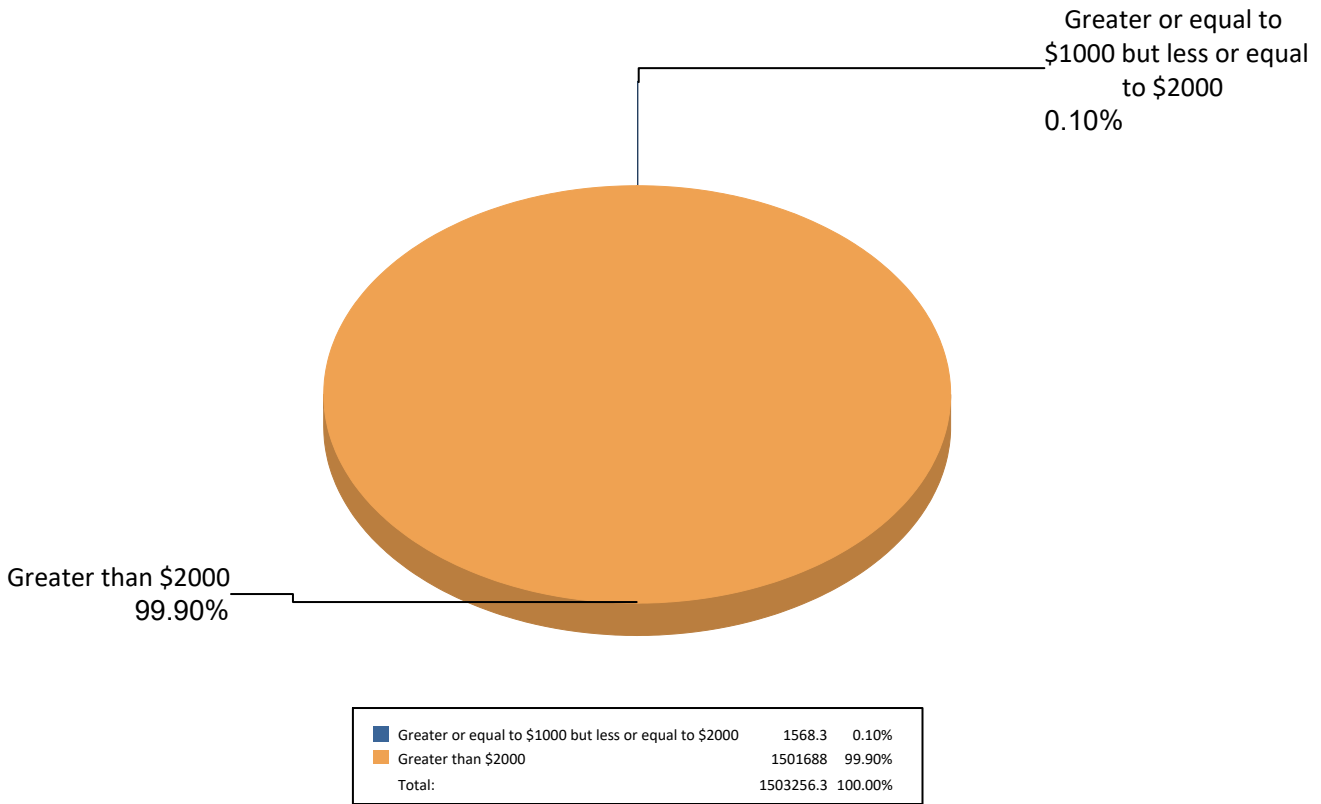
Summary of Contributions by Donor Type For Democrats for Education Reform DC IEC, No Office

Democrats for Education Reform DC IEC, No Office		
Corporation		
Contributor's Name	Amount	Date of Receipt
EDUCATION REFORM NOW ADVOCACY	\$ 700,000.00	03/31/2022
EDUCATION REFORM NOW ADVOCACY	\$ 20,000.00	04/01/2022
EDUCATION REFORM NOW ADVOCACY	\$ 300,000.00	05/27/2022
EDUCATION REFORM NOW ADVOCACY	\$ 200,000.00	06/17/2022
EDUCATION REFORM NOW ADVOCACY	\$ 281,688.00	09/28/2022
Regus Management Group, LLC	\$ 1,568.28	01/10/2023
Subtotal	\$ 1,503,256.28	
Percentage of Total Contribution	100.00%	
Total	\$1,503,256.28	

DC OFFICE OF CAMPAIGN FINANCE

2023 Biennial Report - Independent Expenditure Committee by Denomination

Summary of Contributions by amount for Democrats for Education Reform DC IEC, No Office

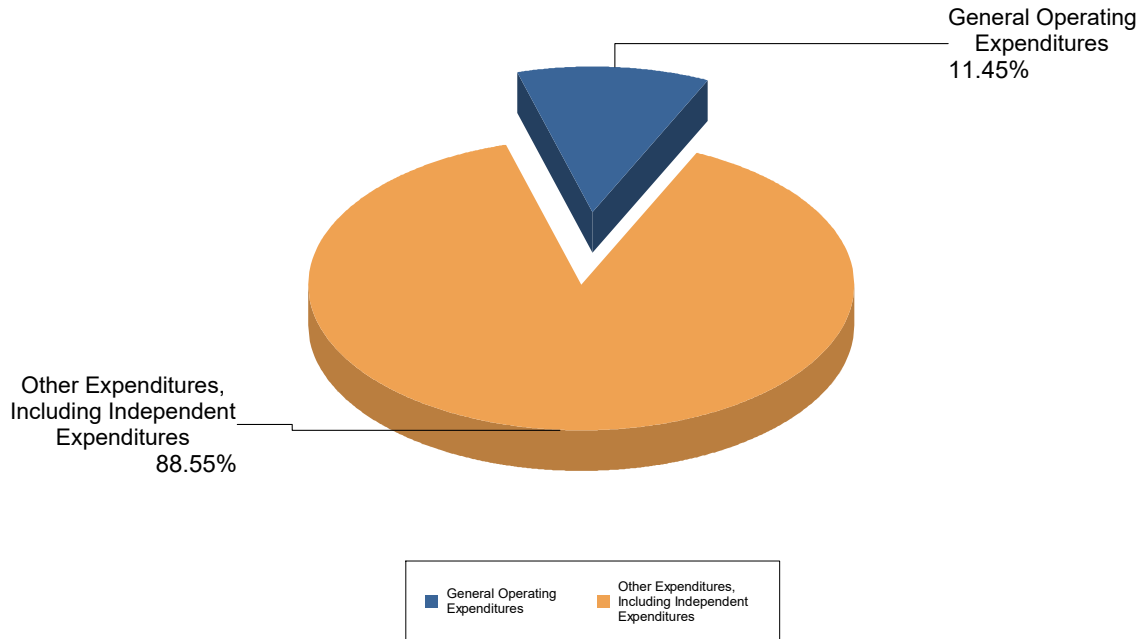


Democrats for Education Reform DC IEC, No Office			
Greater or equal to \$1000 but less or equal to \$2000			
Contributor's Name	Amount	Type of Contributor	Date of Receipt
Regus Management Group, LLC	\$ 1,568.28	Corporation	01/10/2023
Percentage of Total Contribution	0.10%		
Subtotal	\$1,568.28		
Democrats for Education Reform DC IEC, No Office			
Greater than \$2000			
Contributor's Name	Amount	Type of Contributor	Date of Receipt
EDUCATION REFORM NOW ADVOCACY	\$ 700,000.00	Corporation	03/31/2022
EDUCATION REFORM NOW ADVOCACY	\$ 20,000.00	Corporation	04/01/2022
EDUCATION REFORM NOW ADVOCACY	\$ 300,000.00	Corporation	05/27/2022
EDUCATION REFORM NOW ADVOCACY	\$ 200,000.00	Corporation	06/17/2022
EDUCATION REFORM NOW ADVOCACY	\$ 281,688.00	Corporation	09/28/2022
Percentage of Total Contribution	99.90%		
Subtotal	\$1,501,688.00		
Total	100.00%		

DC OFFICE OF CAMPAIGN FINANCE

2023 Biennial Report - Independent Expenditure Committee

Summary of Expenditures by Purpose for Opportunity DC IEC, No Office



Note: This Graph depicts the summary of the expenditures by purpose reported by Opportunity DC IEC, No Office

The expenditures are presented in percentage terms by General Operating Expenditures, Loan Repayments, Refunds of Contributions, Other Expenditures, and Offsets to Receipts

General Operating Expenditures may include each expenditure made for Accounting Services, Advertising, Bank Fees, Campaign Events/Fund Raising, Campaign Materials and Supplies, Candidate Loan Re-payment, Catering/Refreshments, Computer Supplies/Equipment, Consulting Services, Equipment Purchases/Rental, In-Kind, Office Maintenance, Office Rental, Office Supplies/Furniture, Other Loan Repayment, Petty Cash, Polling/Mailing Lists, Postage/Shipping/Courier Rates, Printing/Copying, Salary/Stipend, Telephone/Communication, Trash/Poster Removal, Travel/Vehicle Expense, Utility Expense, and other Expenses.

Loan Repayments.

Refunds of Contributions may include each contribution Refund to Individuals, Organizations, Political Party Committees, and other Political Committees (PACs).

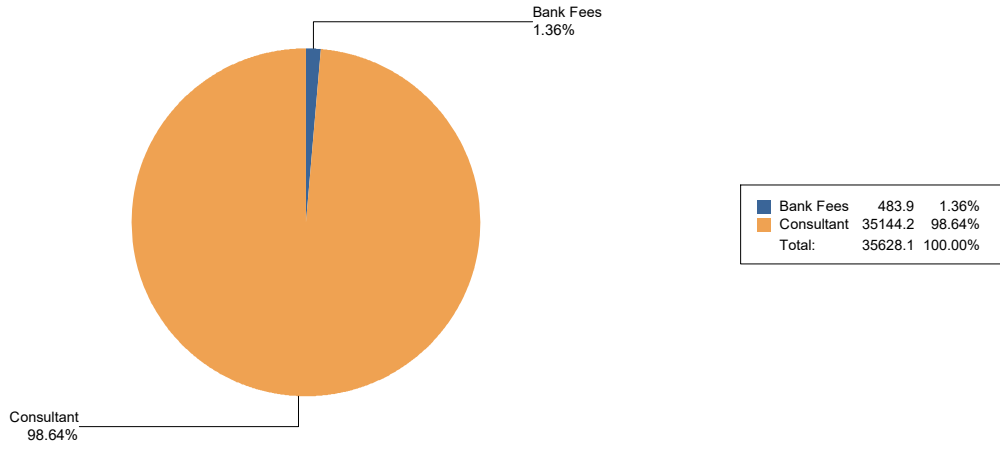
Other Expenditures may include all expenditures other than the afore-mentioned, which may include Independent Expenditures made by persons expressly advocating the election or defeat of a clearly identified candidate, which are made without cooperation or consultation with any candidate and/or authorized committee and/or agent of the candidate; Donations to Charities, Churches, Political Committees, Scholarship and Statehood Funds; Payments to the Internal Revenue Service and for Fines; and Tickets to Events.

Offsets to Receipts may include Refunds, Rebates, Returned Checks, Non-Sufficient Fund Fees, and other Offsets to Operating Expenditures.

Summary of Expenditures by Purpose for Opportunity DC IEC, No Office

Purpose	Total Expenditure
General Operating Expenditures	\$35,628.08
Other Expenditures, Including Independent Expenditures	\$275,435.48
Grand Total	\$ 311,063.56

General Operating Expenditures



Purpose	Total Expenditures
Bank Fees	\$483.91
Consultant	\$35,144.17
Total	\$ 35,628.08

Opportunity DC IEC, No Office

Bank Fees

Payee Name	Amount of Expenditure	Date of Expenditure
PayPal	\$ 28.91	01/12/2023
United Bank	\$ 15.00	10/14/2022
United Bank	\$ 15.00	10/14/2022
United Bank	\$ 15.00	10/21/2022
United Bank	\$ 15.00	10/21/2022
United Bank	\$ 25.00	10/21/2022
United Bank	\$ 15.00	10/24/2022
United Bank	\$ 15.00	10/24/2022
United Bank	\$ 15.00	11/01/2022
United Bank	\$ 25.00	11/01/2022
United Bank	\$ 15.00	11/02/2022
United Bank	\$ 15.00	11/03/2022
United Bank	\$ 25.00	11/04/2022
United Bank	\$ 15.00	11/07/2022
United Bank	\$ 25.00	11/07/2022
United Bank	\$ 15.00	12/01/2022
United Bank	\$ 25.00	12/02/2022
United Bank	\$ 25.00	12/15/2022
United Bank	\$ 15.00	01/17/2023
United Bank	\$ 25.00	01/23/2023
United Bank	\$ 25.00	02/01/2023
United Bank	\$ 25.00	02/24/2023
United Bank	\$ 25.00	04/05/2023
United Bank	\$ 25.00	04/05/2023
Subtotal	\$ 483.91	
Percentage or Total Expenditures	1.36%	
Consultant		
Payee Name	Amount of Expenditure	Date of Expenditure
Faegre Drinker Biddle Reath LLP	\$ 5,889.52	12/15/2022
Faegre Drinker Biddle Reath LLP	\$ 10,200.15	01/23/2023
Faegre Drinker Biddle Reath LLP	\$ 1,054.50	04/05/2023
K&K Group	\$ 6,000.00	02/01/2023
K&K Group	\$ 6,000.00	02/24/2023
K&K Group	\$ 6,000.00	04/05/2023
Subtotal	\$ 35,144.17	
Percentage or Total Expenditures	98.64%	
Total	\$ 35,628.08	

Opportunity DC IEC, No Office

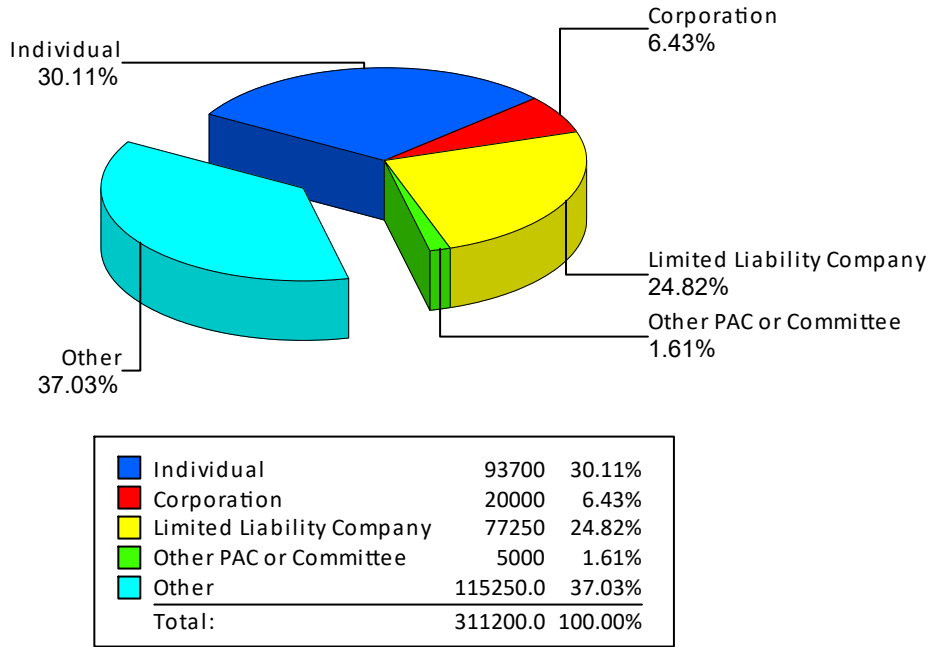
Independent Expenditures

Payee Name	Amount of Expenditure	Date of Expenditure
Opportunity DC	\$ 12,750.00	10/11/2022
Savvy Communications	\$ 6,027.70	11/07/2022
SKDKnickerbocker LLC	\$ 105,672.45	10/21/2022
SKDKnickerbocker LLC	\$ 75,113.20	10/31/2022
SKDKnickerbocker LLC	\$ 67,000.00	11/04/2022
SKDKnickerbocker LLC	\$ 8,872.13	12/02/2022
Subtotal	\$ 275,435.48	
Percentage or Total Expenditures	100.00%	
Total	\$ 275,435.48	

DC OFFICE OF CAMPAIGN FINANCE

2023 Biennial Report - Independent Expenditure Committee by Donor Type

Summary of Contributions by Donor Type For Opportunity DC IEC, No Office



Note: This Graph depicts the summary of the contributions by donor categories reported by the Opportunity DC IEC, No Office Independent Expenditure Committee

The contributions are presented in percentage terms by donor categories, and may include each contribution received from Businesses, Corporations, Corporate Sponsored Political Action Committees, Individuals, Labor Sponsored Political Action Committees, and Partnerships. The summary may also note Other Receipts reported, such as Dividends, Interest, Refunds, and Rebates

DC OFFICE OF CAMPAIGN FINANCE

2023 Biennial Report - Independent Expenditure Committee by Donor Type

Summary of Contributions by Donor Type For Opportunity DC IEC, No Office

Opportunity DC IEC, No Office		
Individual		
Contributor's Name	Amount	Date of Receipt
Adam Weers	\$ 10,000.00	10/21/2022
Deborah Salzberg	\$ 5,000.00	10/14/2022
Doug Firstenberg	\$ 1,000.00	12/26/2022
Jake Jones	\$ 2,500.00	11/07/2022
Joshua Bernstein	\$ 10,000.00	10/14/2022
Katherine Bradley	\$ 20,000.00	10/14/2022
Katherine Bradley	\$ 10,000.00	11/07/2022
Narsir Qadree	\$ 200.00	10/14/2022
Robert Murphy	\$ 10,000.00	10/14/2022
Timothy O'Shaughnessy	\$ 20,000.00	10/14/2022
William Alsup	\$ 5,000.00	10/28/2022
Subtotal	\$ 93,700.00	
Percentage of Total Contribution	30.11%	
Opportunity DC IEC, No Office		
Corporation		
Contributor's Name	Amount	Date of Receipt
Quadrangle Development Corporation	\$ 10,000.00	10/28/2022
The Forge Company	\$ 10,000.00	10/24/2022
Subtotal	\$ 20,000.00	
Percentage of Total Contribution	6.43%	
Opportunity DC IEC, No Office		
Limited Liability Company		
Contributor's Name	Amount	Date of Receipt
2120 P Street Associates LLC	\$ 5,000.00	10/18/2022
Bonnell Realty LLC	\$ 250.00	11/07/2022
Brookfield Properties USA II LLC	\$ 10,000.00	12/01/2022
Federal Center Hotel Associates LLC	\$ 10,000.00	10/18/2022
L'HEUREUX, LLC	\$ 10,000.00	10/24/2022
LH 1-0-1 LLC	\$ 25,000.00	11/02/2022
SJG Properties LLC	\$ 10,000.00	10/14/2022
Southwest Capitol Associates, LLC	\$ 5,000.00	10/18/2022
Square 656	\$ 2,000.00	10/18/2022
Subtotal	\$ 77,250.00	
Percentage of Total Contribution	24.82%	
Opportunity DC IEC, No Office		
Other PAC or Committee		
Contributor's Name	Amount	Date of Receipt
Florida for Everyone	\$ 5,000.00	10/21/2022
Subtotal	\$ 5,000.00	
Percentage of Total Contribution	1.61%	

DC OFFICE OF CAMPAIGN FINANCE

2023 Biennial Report - Independent Expenditure Committee by Donor Type

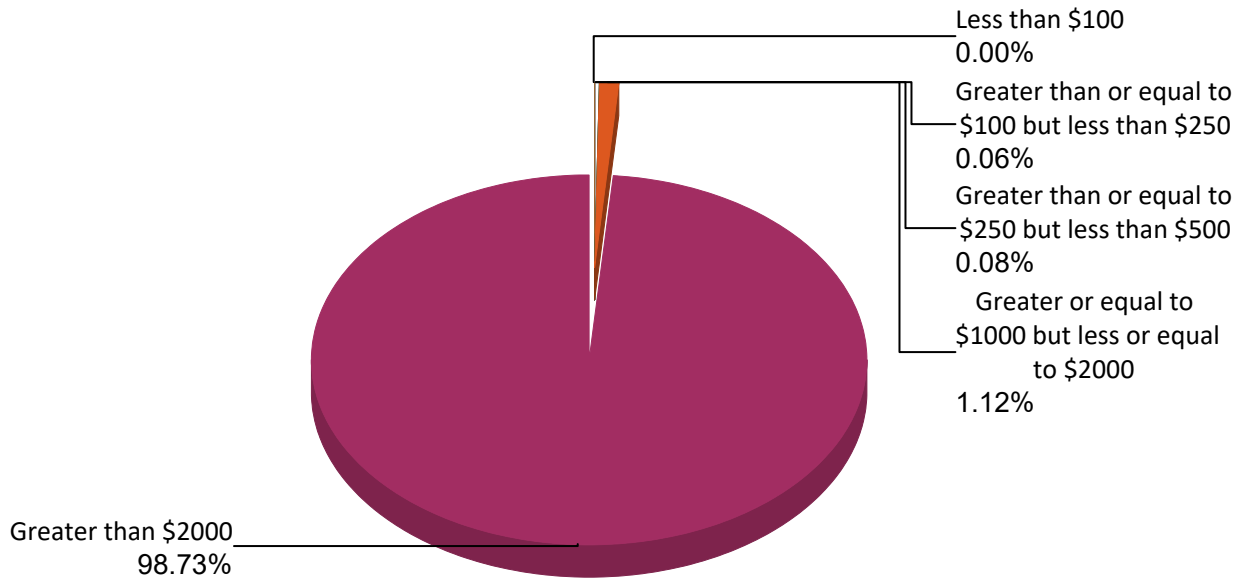
Summary of Contributions by Donor Type For Opportunity DC IEC, No Office

Opportunity DC IEC, No Office		
Other		
Contributor's Name	Amount	Date of Receipt
FHF IRREVOCABLE LIFE INSURANCE	\$ 5,000.00	11/01/2022
Michael K Gewirz Revocable Trust	\$ 1,500.00	10/18/2022
Opportunity DC	\$ 12,750.00	10/11/2022
Opportunity DC	\$ 50,000.00	10/24/2022
Opportunity DC	\$ 20,000.00	11/03/2022
Opportunity DC	\$ 25,000.00	01/17/2023
Opportunity DC	\$ 1,000.00	03/31/2023
Subtotal	\$ 115,250.00	
Percentage of Total Contribution	37.03%	
Opportunity DC IEC, No Office		
Other		
Contributor's Name	Amount	Date of Receipt
United Bank	\$ 0.01	10/20/2022
Subtotal	\$ 0.01	
Percentage of Total Contribution	0.00%	
Total	\$311,200.01	

DC OFFICE OF CAMPAIGN FINANCE

2023 Biennial Report - Independent Expenditure Committee by Denomination

Summary of Contributions by amount for Opportunity DC IEC, No Office



Less than \$100	0.0	0.00%
Greater than or equal to \$100 but less than \$250	200	0.06%
Greater than or equal to \$250 but less than \$500	250	0.08%
Greater than or equal to \$1000 but less or equal to \$2000	3500	1.12%
Greater than \$2000	307250	98.73%
Total:	311200.0	100.00%

Opportunity DC IEC, No Office

Less than \$100			
Contributor's Name	Amount	Type of Contributor	Date of Receipt
United Bank	\$ 0.01	Other	10/20/2022
Percentage of Total Contribution		0.00%	
Subtotal		\$0.01	

Opportunity DC IEC, No Office

Greater than or equal to \$100 but less than \$250			
Contributor's Name	Amount	Type of Contributor	Date of Receipt
Narsir Qadree	\$ 200.00	Individual	10/14/2022
Percentage of Total Contribution		0.06%	
Subtotal		\$200.00	

Opportunity DC IEC, No Office

Greater than or equal to \$250 but less than \$500			
Contributor's Name	Amount	Type of Contributor	Date of Receipt
Bonnell Realty LLC	\$ 250.00	Limited Liability Company	11/07/2022
Percentage of Total Contribution		0.08%	
Subtotal		\$250.00	

Opportunity DC IEC, No Office

Greater than or equal to \$1000 but less or equal to \$2000			
Contributor's Name	Amount	Type of Contributor	Date of Receipt
Doug Firstenberg	\$ 1,000.00	Individual	12/26/2022
Michael K Gewirz Revocable Trust	\$ 1,500.00	Other	10/18/2022
Opportunity DC	\$ 1,000.00	Other	03/31/2023
Percentage of Total Contribution		1.12%	
Subtotal		\$3,500.00	

Opportunity DC IEC, No Office

DC OFFICE OF CAMPAIGN FINANCE

2023 Biennial Report - Independent Expenditure Committee by Denomination

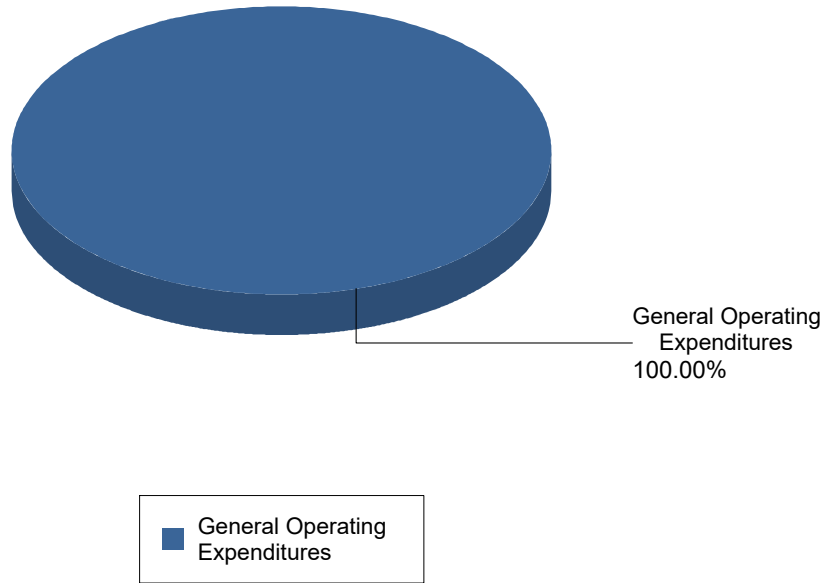
Summary of Contributions by amount for Opportunity DC IEC, No Office

Greater than \$2000			
Contributor's Name	Amount	Type of Contributor	Date of Receipt
2120 P Street Associates LLC	\$ 5,000.00	Limited Liability Company	10/18/2022
Adam Weers	\$ 10,000.00	Individual	10/21/2022
Brookfield Properties USA II LLC	\$ 10,000.00	Limited Liability Company	12/01/2022
Deborah Salzberg	\$ 5,000.00	Individual	10/14/2022
Federal Center Hotel Associates LLC	\$ 10,000.00	Limited Liability Company	10/18/2022
FHF IRREVOCABLE LIFE INSURANCE	\$ 5,000.00	Other	11/01/2022
Florida for Everyone	\$ 5,000.00	Other PAC or Committee	10/21/2022
Jake Jones	\$ 2,500.00	Individual	11/07/2022
Joshua Bernstein	\$ 10,000.00	Individual	10/14/2022
Katherine Bradley	\$ 20,000.00	Individual	10/14/2022
Katherine Bradley	\$ 10,000.00	Individual	11/07/2022
L`HEUREUX, LLC	\$ 10,000.00	Limited Liability Company	10/24/2022
LH 1-0-1 LLC	\$ 25,000.00	Limited Liability Company	11/02/2022
Opportunity DC	\$ 12,750.00	Other	10/11/2022
Opportunity DC	\$ 50,000.00	Other	10/24/2022
Opportunity DC	\$ 20,000.00	Other	11/03/2022
Opportunity DC	\$ 25,000.00	Other	01/17/2023
Quadrangle Development Corporation	\$ 10,000.00	Corporation	10/28/2022
Robert Murphy	\$ 10,000.00	Individual	10/14/2022
SJG Properties LLC	\$ 10,000.00	Limited Liability Company	10/14/2022
Southwest Capitol Associates, LLC	\$ 5,000.00	Limited Liability Company	10/18/2022
Square 656	\$ 2,000.00	Limited Liability Company	10/18/2022
The Forge Company	\$ 10,000.00	Corporation	10/24/2022
Timothy O'Shaughnessy	\$ 20,000.00	Individual	10/14/2022
William Alsup	\$ 5,000.00	Individual	10/28/2022
Percentage of Total Contribution	98.73%		
Subtotal	\$307,250.00		
Total	100.00%		

DC OFFICE OF CAMPAIGN FINANCE

2023 Biennial Report - Independent Expenditure Committee

Summary of Expenditures by Purpose for Regional Alliance for Small Business Executives, No Office



Note: This Graph depicts the summary of the expenditures by purpose reported by Regional Alliance for Small Business Executives, No Office

The expenditures are presented in percentage terms by General Operating Expenditures, Loan Repayments, Refunds of Contributions, Other Expenditures, and Offsets to Receipts

General Operating Expenditures may include each expenditure made for Accounting Services, Advertising, Bank Fees, Campaign Events/Fund Raising, Campaign Materials and Supplies, Candidate Loan Re-payment, Catering/Refreshments, Computer Supplies/Equipment, Consulting Services, Equipment Purchases/Rental, In-Kind, Office Maintenance, Office Rental, Office Supplies/Furniture, Other Loan Repayment, Petty Cash, Polling/Mailing Lists, Postage/Shipping/Courier Rates, Printing/Copying, Salary/Stipend, Telephone/Communication, Trash/Poster Removal, Travel/Vehicle Expense, Utility Expense, and other Expenses.

Loan Repayments.

Refunds of Contributions may include each contribution Refund to Individuals, Organizations, Political Party Committees, and other Political Committees (PACs).

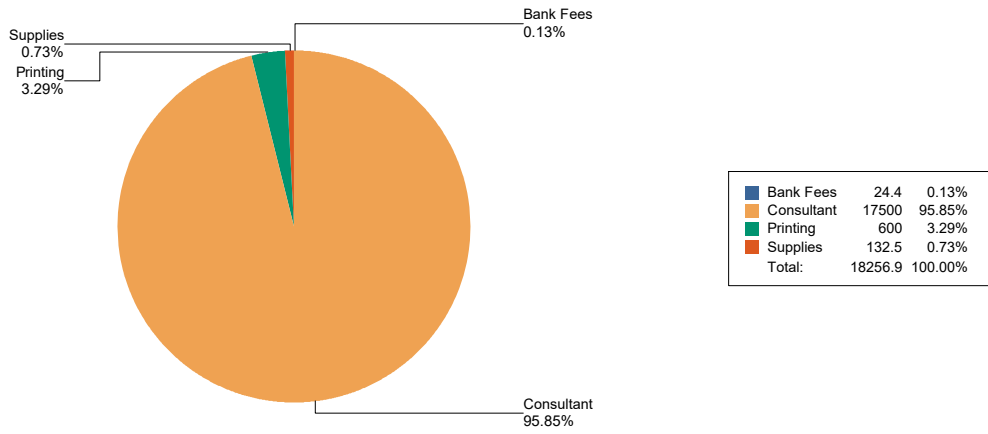
Other Expenditures may include all expenditures other than the afore-mentioned, which may include Independent Expenditures made by persons expressly advocating the election or defeat of a clearly identified candidate, which are made without cooperation or consultation with any candidate and/or authorized committee and/or agent of the candidate; Donations to Charities, Churches, Political Committees, Scholarship and Statehood Funds; Payments to the Internal Revenue Service and for Fines; and Tickets to Events.

Offsets to Receipts may include Refunds, Rebates, Returned Checks, Non-Sufficient Fund Fees, and other Offsets to Operating Expenditures.

Summary of Expenditures by Purpose for Regional Alliance for Small Business Executives, No Office

Purpose	Total Expenditure
General Operating Expenditures	\$18,256.91
Grand Total	\$ 18,256.91

General Operating Expenditures



Purpose	Total Expenditures
Bank Fees	\$24.41
Consultant	\$17,500.00
Printing	\$600.00
Supplies	\$132.50
Total	\$ 18,256.91

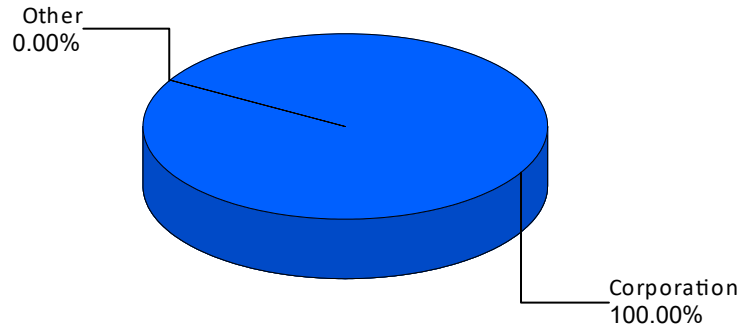
Regional Alliance for Small Business Executives, No Office

Bank Fees		
Payee Name	Amount of Expenditure	Date of Expenditure
M&T Bank	\$ 0.86	02/08/2023
M&T Bank	\$ 0.97	03/08/2023
M&T Bank	\$ 0.86	04/11/2023
M&T Bank	\$ 0.89	05/08/2023
M&T Bank	\$ 0.86	06/08/2023
M&T Bank	\$ 0.89	08/01/2023
M&T Bank	\$ 0.86	08/08/2023
M&T Bank	\$ 15.61	08/10/2023
M&T Bank	\$ 0.86	09/11/2023
M&T Bank	\$ 0.89	10/11/2023
M&T Bank	\$ 0.86	11/08/2023
Subtotal	\$ 24.41	
Percentage or Total Expenditures	0.13%	
Consultant		
Payee Name	Amount of Expenditure	Date of Expenditure
Second Street Associates	\$ 17,500.00	11/18/2022
Subtotal	\$ 17,500.00	
Percentage or Total Expenditures	95.85%	
Printing		
Payee Name	Amount of Expenditure	Date of Expenditure
Minuteman Press	\$ 600.00	11/23/2022
Subtotal	\$ 600.00	
Percentage or Total Expenditures	3.29%	
Supplies		
Payee Name	Amount of Expenditure	Date of Expenditure
Deluxe Corporation	\$ 132.50	11/18/2022
Subtotal	\$ 132.50	
Percentage or Total Expenditures	0.73%	
Total	\$ 18,256.91	

DC OFFICE OF CAMPAIGN FINANCE

2023 Biennial Report - Independent Expenditure Committee by Donor Type

Summary of Contributions by Donor Type For Regional Alliance for Small Business Executives, No Office



Corporation	25015.6	100.00%
Other	0.5	0.00%
Total:	25016.1	100.00%

Note: This Graph depicts the summary of the contributions by donor categories reported by the Regional Alliance for Small Business Executives, No Office Independent Expenditure Committee

The contributions are presented in percentage terms by donor categories, and may include each contribution received from Businesses, Corporations, Corporate Sponsored Political Action Committees, Individuals, Labor Sponsored Political Action Committees, and Partnerships. The summary may also note Other Receipts reported, such as Dividends, Interest, Refunds, and Rebates

DC OFFICE OF CAMPAIGN FINANCE

2023 Biennial Report - Independent Expenditure Committee by Donor Type

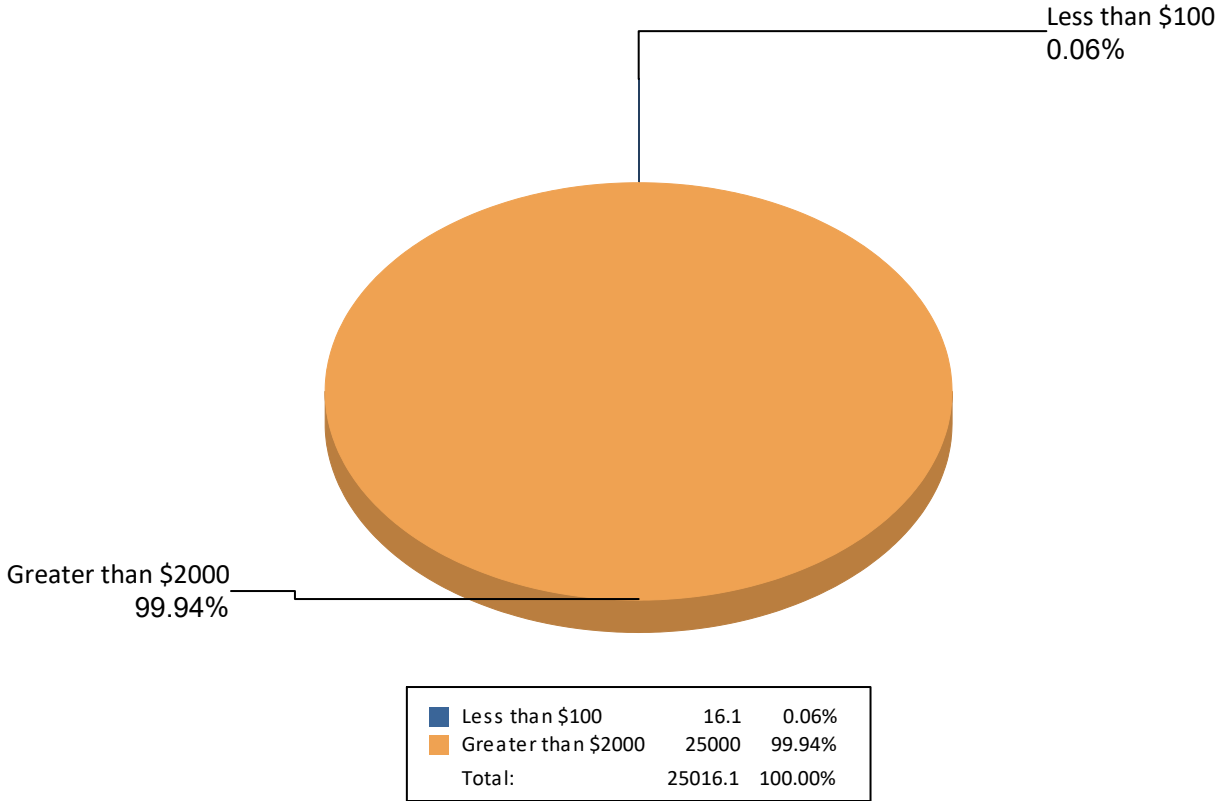
Summary of Contributions by Donor Type For Regional Alliance for Small Business Executives, No Office

Regional Alliance for Small Business Executives, No Office		
Corporation		
Contributor's Name	Amount	Date of Receipt
M&T Bank	\$ 15.61	08/10/2023
Vital Services Corporation	\$ 25,000.00	11/07/2022
Subtotal	\$ 25,015.61	
Percentage of Total Contribution	100.00%	
Regional Alliance for Small Business Executives, No Office		
Other		
Contributor's Name	Amount	Date of Receipt
M&T Bank - Not a Contributor- Accrued Interest on a Interest Bearing Checking Account	\$ 0.47	11/17/2022
Subtotal	\$ 0.47	
Percentage of Total Contribution	0.00%	
Total	\$25,016.08	

DC OFFICE OF CAMPAIGN FINANCE

2023 Biennial Report - Independent Expenditure Committee by Denomination

Summary of Contributions by amount for Regional Alliance for Small Business Executives, No Office

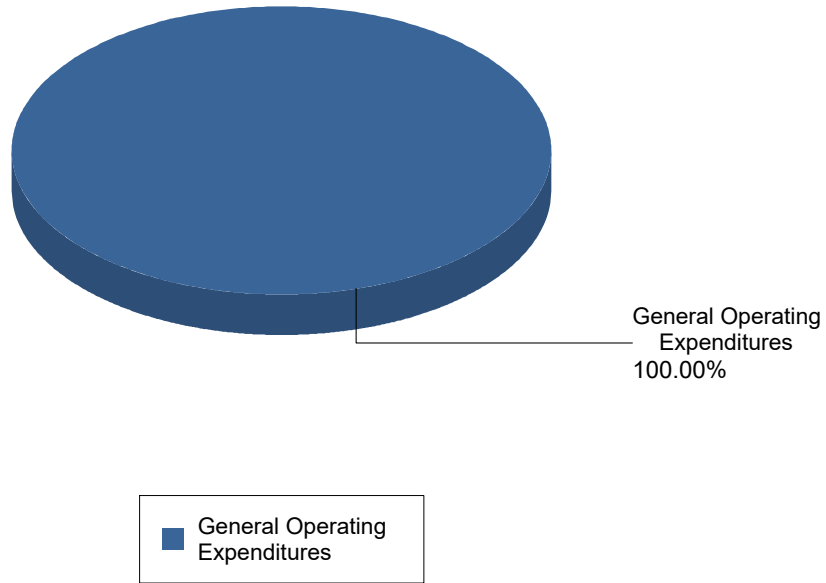


Regional Alliance for Small Business Executives, No Office			
Less than \$100			
Contributor's Name	Amount	Type of Contributor	Date of Receipt
M&T Bank	\$ 15.61	Corporation	08/10/2023
M&T Bank - Not a Contributor- Accrued Interest on a Interest Bearing Checking Account	\$ 0.47	Other	11/17/2022
Percentage of Total Contribution		0.06%	
Subtotal	\$16.08		
Regional Alliance for Small Business Executives, No Office			
Greater than \$2000			
Contributor's Name	Amount	Type of Contributor	Date of Receipt
Vital Services Corporation	\$ 25,000.00	Corporation	11/07/2022
Percentage of Total Contribution		99.94%	
Subtotal	\$25,000.00		
Total		100.00%	

DC OFFICE OF CAMPAIGN FINANCE

2023 Biennial Report - Independent Expenditure Committee

Summary of Expenditures by Purpose for Washington DC Association of Realtors IEC, No Office



Note: This Graph depicts the summary of the expenditures by purpose reported by Washington DC Association of Realtors IEC, No Office

The expenditures are presented in percentage terms by General Operating Expenditures, Loan Repayments, Refunds of Contributions, Other Expenditures, and Offsets to Receipts

General Operating Expenditures may include each expenditure made for Accounting Services, Advertising, Bank Fees, Campaign Events/Fund Raising, Campaign Materials and Supplies, Candidate Loan Re-payment, Catering/Refreshments, Computer Supplies/Equipment, Consulting Services, Equipment Purchases/Rental, In-Kind, Office Maintenance, Office Rental, Office Supplies/Furniture, Other Loan Repayment, Petty Cash, Polling/Mailing Lists, Postage/Shipping/Courier Rates, Printing/Copying, Salary/Stipend, Telephone/Communication, Trash/Poster Removal, Travel/Vehicle Expense, Utility Expense, and other Expenses.

Loan Repayments.

Refunds of Contributions may include each contribution Refund to Individuals, Organizations, Political Party Committees, and other Political Committees (PACs).

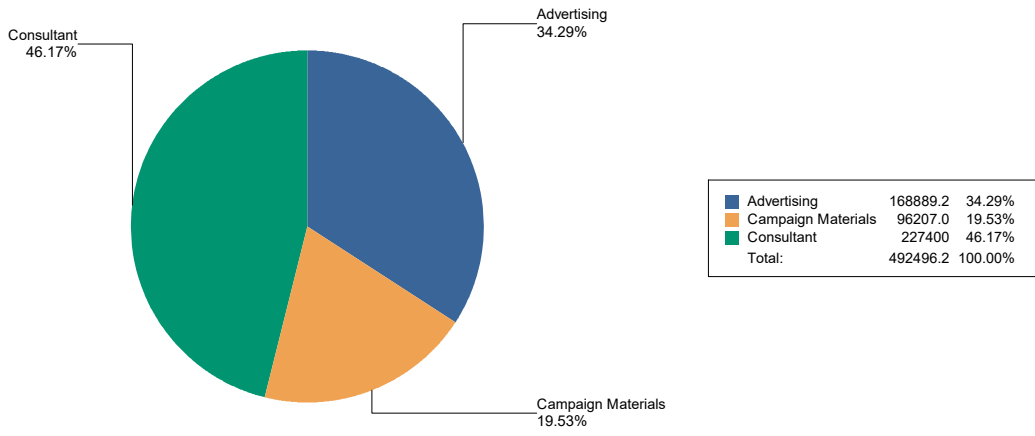
Other Expenditures may include all expenditures other than the afore-mentioned, which may include Independent Expenditures made by persons expressly advocating the election or defeat of a clearly identified candidate, which are made without cooperation or consultation with any candidate and/or authorized committee and/or agent of the candidate; Donations to Charities, Churches, Political Committees, Scholarship and Statehood Funds; Payments to the Internal Revenue Service and for Fines; and Tickets to Events.

Offsets to Receipts may include Refunds, Rebates, Returned Checks, Non-Sufficient Fund Fees, and other Offsets to Operating Expenditures.

Summary of Expenditures by Purpose for Washington DC Association of Realtors IEC, No Office

Purpose	Total Expenditure
General Operating Expenditures	\$492,496.22
Grand Total	\$ 492,496.22

General Operating Expenditures



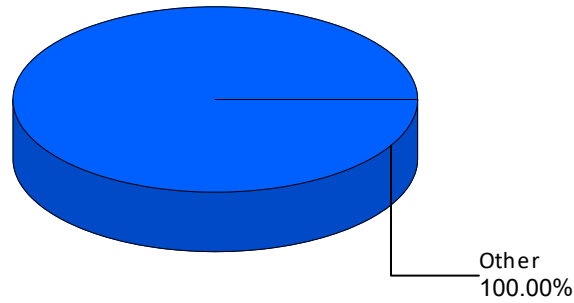
Purpose	Total Expenditures
Advertising	\$168,889.18
Campaign Materials	\$96,207.04
Consultant	\$227,400.00
Total	\$ 492,496.22

Advertising		
Payee Name	Amount of Expenditure	Date of Expenditure
ACCESS	\$ 19,653.00	05/26/2022
ACCESS	\$ 36,089.21	05/26/2022
ACCESS	\$ 37,837.98	05/26/2022
ACCESS	\$ 40,308.99	05/26/2022
CRAFT Media / Digital	\$ 35,000.00	10/25/2022
Subtotal	\$ 168,889.18	
Percentage or Total Expenditures	34.29%	
Campaign Materials		
Payee Name	Amount of Expenditure	Date of Expenditure
Access Marketing Services	\$ 96,207.04	11/17/2022
Subtotal	\$ 96,207.04	
Percentage or Total Expenditures	19.53%	
Consultant		
Payee Name	Amount of Expenditure	Date of Expenditure
Organizing Montross Group	\$ 20,000.00	05/26/2022
Organizing Montross Group	\$ 20,000.00	06/28/2022
Organizing Montross Group	\$ 40,000.00	06/28/2022
Organizing Montross Group	\$ 85,000.00	10/17/2022
Organizing Montross Group	\$ 62,400.00	10/24/2022
Subtotal	\$ 227,400.00	
Percentage or Total Expenditures	46.17%	
Total	\$ 492,496.22	

DC OFFICE OF CAMPAIGN FINANCE

2023 Biennial Report - Independent Expenditure Committee by Donor Type

Summary of Contributions by Donor Type For Washington DC Association of Realtors IEC, No Office



■	Other	474685.3	100.00%
Total:		474685.3	100.00%

Note: This Graph depicts the summary of the contributions by donor categories reported by the Washington DC Association of Realtors IEC, No Office Independent Expenditure Committee

The contributions are presented in percentage terms by donor categories, and may include each contribution received from Businesses, Corporations, Corporate Sponsored Political Action Committees, Individuals, Labor Sponsored Political Action Committees, and Partnerships. The summary may also note Other Receipts reported, such as Dividends, Interest, Refunds, and Rebates

DC OFFICE OF CAMPAIGN FINANCE

2023 Biennial Report - Independent Expenditure Committee by Donor Type

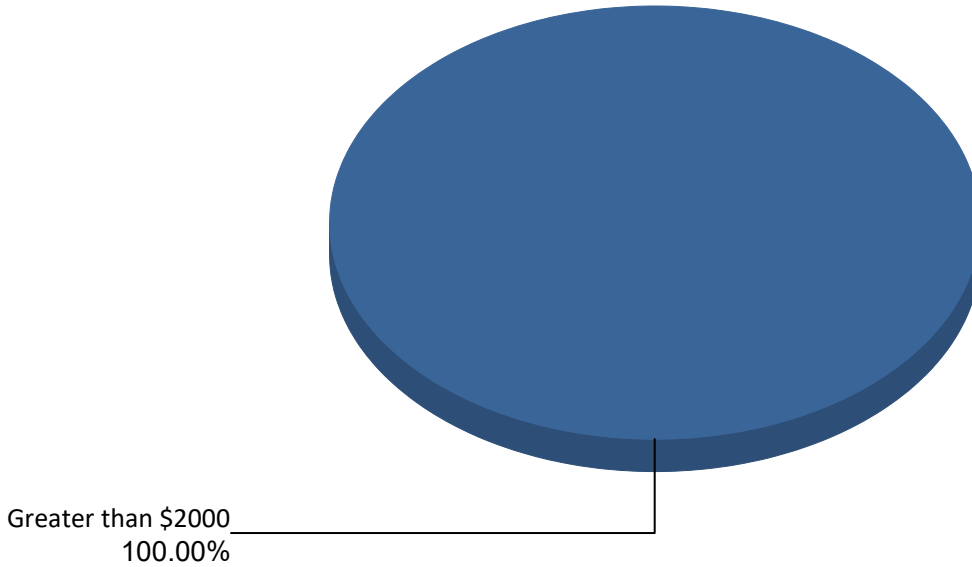
Summary of Contributions by Donor Type For Washington DC Association of Realtors IEC, No Office

Washington DC Association of Realtors IEC, No Office		
Other		
Contributor's Name	Amount	Date of Receipt
DC Association of Realtors State Association	\$ 100,000.00	10/18/2022
Subtotal	\$ 100,000.00	
Percentage of Total Contribution	21.07%	
Washington DC Association of Realtors IEC, No Office		
Other		
Contributor's Name	Amount	Date of Receipt
National Association of Realtors	\$ 158,889.18	05/24/2022
National Association of Realtors	\$ 96,207.04	11/01/2022
Washington DC Association of Realtors PAC	\$ 53,163.45	06/28/2022
Washington DC Association of Realtors PAC	\$ 66,425.60	10/17/2022
Subtotal	\$ 374,685.27	
Percentage of Total Contribution	78.93%	
Total	\$474,685.27	

DC OFFICE OF CAMPAIGN FINANCE

2023 Biennial Report - Independent Expenditure Committee by Denomination

Summary of Contributions by amount for Washington DC Association of Realtors IEC, No Office



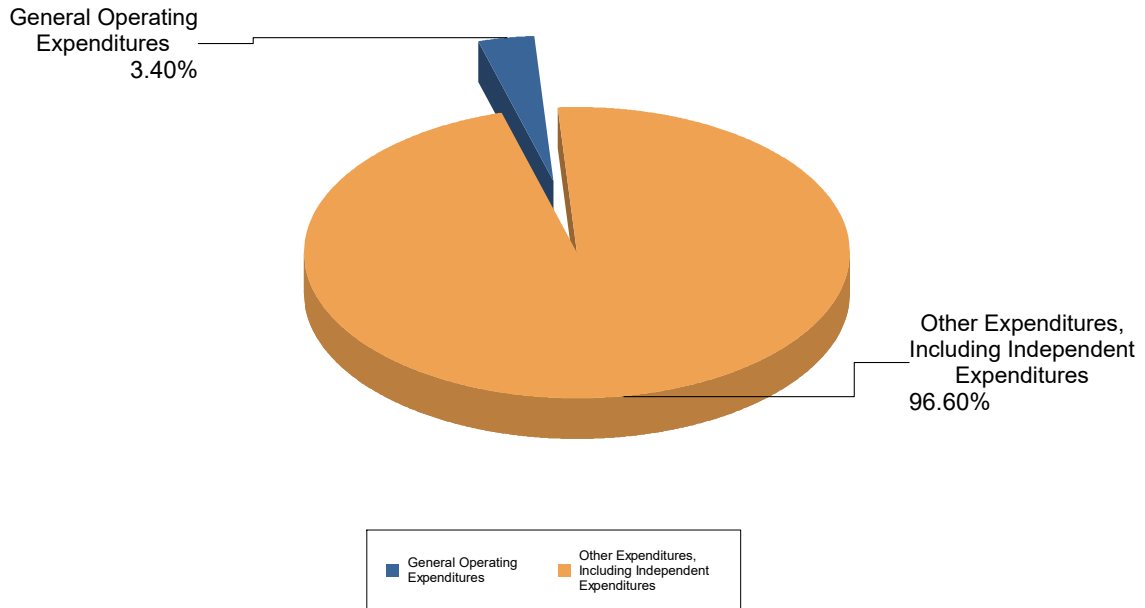
Greater than \$2000	474685.3	100.00%
Total:	474685.3	100.00%

Washington DC Association of Realtors IEC, No Office			
Greater than \$2000			
Contributor's Name	Amount	Type of Contributor	Date of Receipt
DC Association of Realtors State Association	\$ 100,000.00	Other	10/18/2022
National Association of Realtors	\$ 158,889.18	Other	05/24/2022
National Association of Realtors	\$ 96,207.04	Other	11/01/2022
Washington DC Association of Realtors PAC	\$ 53,163.45	Other	06/28/2022
Washington DC Association of Realtors PAC	\$ 66,425.60	Other	10/17/2022
Percentage of Total Contribution	100.00%		
Subtotal	\$474,685.27		
Total	100.00%		

DC OFFICE OF CAMPAIGN FINANCE

2023 Biennial Report - Independent Expenditure Committee

Summary of Expenditures by Purpose for We Are Labor, No Office



Note: This Graph depicts the summary of the expenditures by purpose reported by We Are Labor, No Office

The expenditures are presented in percentage terms by General Operating Expenditures, Loan Repayments, Refunds of Contributions, Other Expenditures, and Offsets to Receipts

General Operating Expenditures may include each expenditure made for Accounting Services, Advertising, Bank Fees, Campaign Events/Fund Raising, Campaign Materials and Supplies, Candidate Loan Re-payment, Catering/Refreshments, Computer Supplies/Equipment, Consulting Services, Equipment Purchases/Rental, In-Kind, Office Maintenance, Office Rental, Office Supplies/Furniture, Other Loan Repayment, Petty Cash, Polling/Mailing Lists, Postage/Shipping/Courier Rates, Printing/Copying, Salary/Stipend, Telephone/Communication, Trash/Poster Removal, Travel/Vehicle Expense, Utility Expense, and other Expenses.

Loan Repayments.

Refunds of Contributions may include each contribution Refund to Individuals, Organizations, Political Party Committees, and other Political Committees (PACs).

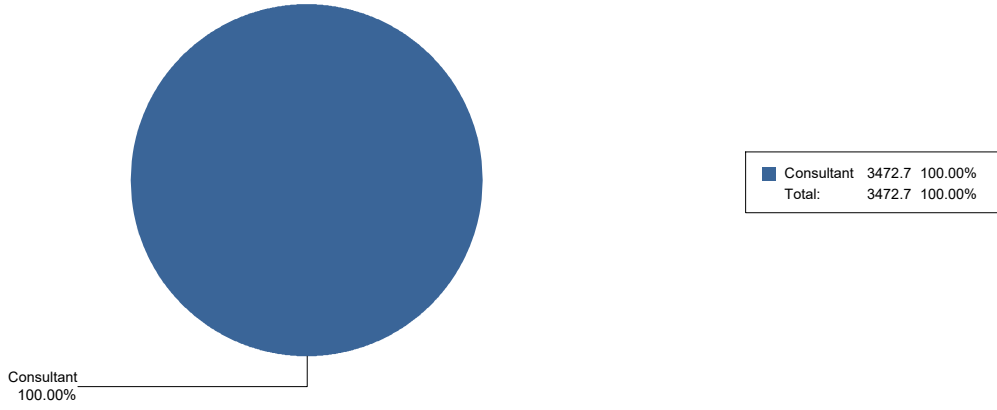
Other Expenditures may include all expenditures other than the afore-mentioned, which may include Independent Expenditures made by persons expressly advocating the election or defeat of a clearly identified candidate, which are made without cooperation or consultation with any candidate and/or authorized committee and/or agent of the candidate; Donations to Charities, Churches, Political Committees, Scholarship and Statehood Funds; Payments to the Internal Revenue Service and for Fines; and Tickets to Events.

Offsets to Receipts may include Refunds, Rebates, Returned Checks, Non-Sufficient Fund Fees, and other Offsets to Operating Expenditures.

Summary of Expenditures by Purpose for We Are Labor, No Office

Purpose	Total Expenditure
General Operating Expenditures	\$3,472.67
Other Expenditures, Including Independent Expenditures	\$98,742.44
Grand Total	\$ 102,215.11

General Operating Expenditures



Purpose	Total Expenditures
Consultant	\$3,472.67
Total	\$ 3,472.67

We Are Labor, No Office

Consultant

Payee Name	Amount of Expenditure	Date of Expenditure
Lebin Yates Consulting, LLC	\$ 240.00	10/04/2022
Lebin Yates Consulting, LLC	\$ 506.72	11/02/2022
Lebin Yates Consulting, LLC	\$ 106.72	12/05/2022
Lebin Yates Consulting, LLC	\$ 320.00	01/17/2023
Lebin Yates Consulting, LLC	\$ 80.00	02/07/2023
Lebin Yates Consulting, LLC	\$ 80.00	03/10/2023
Lebin Yates Consulting, LLC	\$ 133.44	05/03/2023
Lebin Yates Consulting, LLC	\$ 80.16	08/02/2023
Lebin Yates Consulting, LLC	\$ 26.72	09/06/2023
Lebin Yates Consulting, LLC	\$ 80.16	11/06/2023
Trister, Ross, Schadler & Gold PLLC	\$ 1,646.25	10/07/2022
Trister, Ross, Schadler & Gold PLLC	\$ 172.50	12/15/2022
Subtotal	\$ 3,472.67	
Percentage or Total Expenditures	100.00%	
Total	\$ 3,472.67	

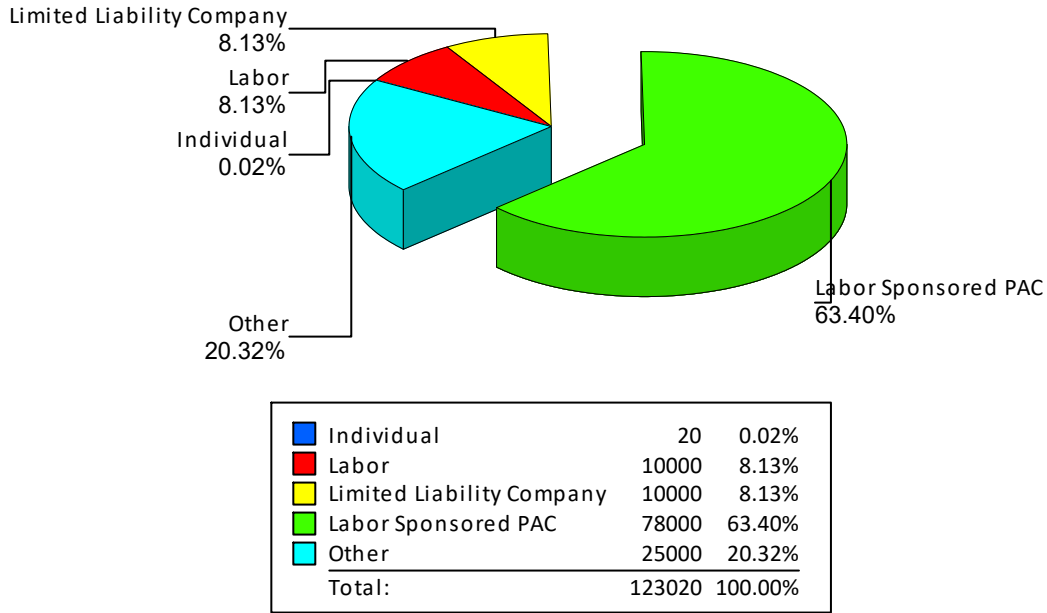
Independent Expenditures

Payee Name	Amount of Expenditure	Date of Expenditure
Bergmann Zwerdling Direct	\$ 65,743.67	10/11/2022
Bergmann Zwerdling Direct	\$ 24,733.47	10/25/2022
Bergmann Zwerdling Direct	\$ 8,265.30	11/03/2022
Subtotal	\$ 98,742.44	
Percentage or Total Expenditures	100.00%	
Total	\$ 98,742.44	

DC OFFICE OF CAMPAIGN FINANCE

2023 Biennial Report - Independent Expenditure Committee by Donor Type

Summary of Contributions by Donor Type For We Are Labor, No Office



Note: This Graph depicts the summary of the contributions by donor categories reported by the We Are Labor, No Office Independent Expenditure Committee

The contributions are presented in percentage terms by donor categories, and may include each contribution received from Businesses, Corporations, Corporate Sponsored Political Action Committees, Individuals, Labor Sponsored Political Action Committees, and Partnerships. The summary may also note Other Receipts reported, such as Dividends, Interest, Refunds, and Rebates

DC OFFICE OF CAMPAIGN FINANCE

2023 Biennial Report - Independent Expenditure Committee by Donor Type

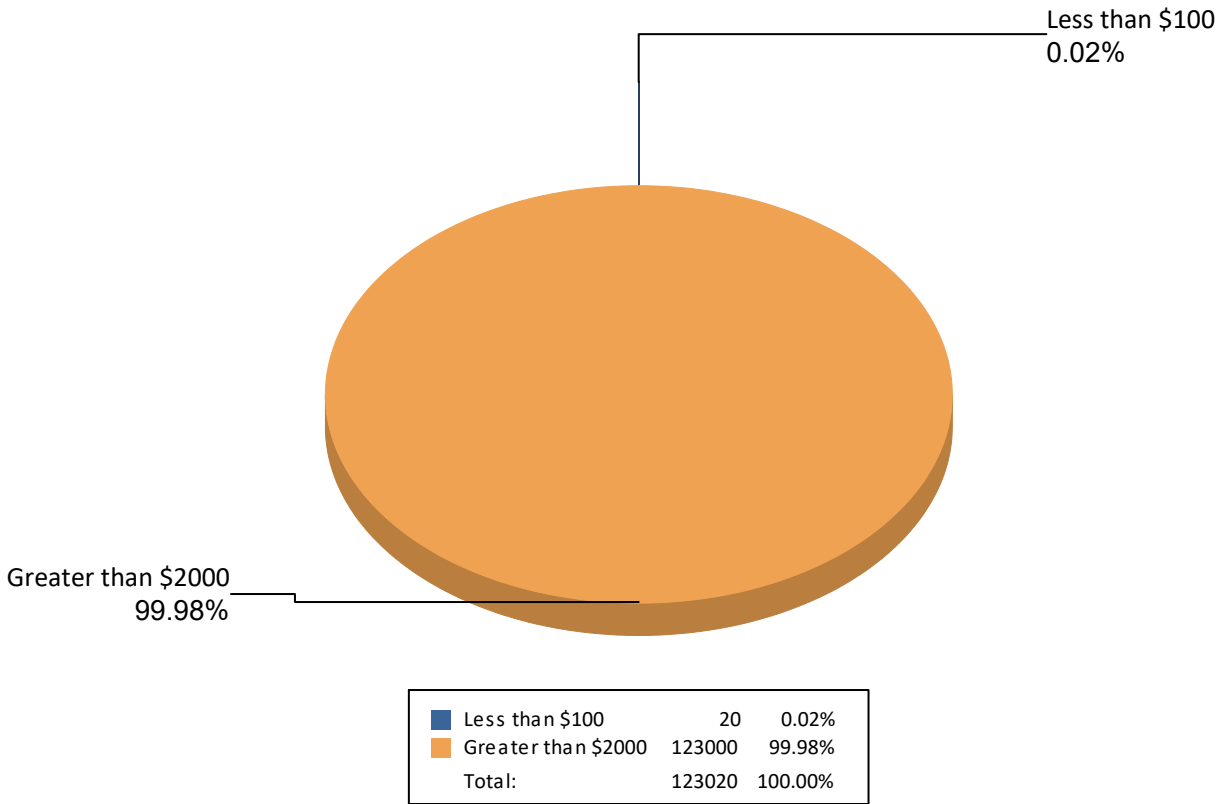
Summary of Contributions by Donor Type For We Are Labor, No Office

We Are Labor, No Office		
Individual		
Contributor's Name	Amount	Date of Receipt
Victoria Leonard	\$ 20.00	09/07/2022
Subtotal	\$ 20.00	
Percentage of Total Contribution	0.02%	
We Are Labor, No Office		
Labor		
Contributor's Name	Amount	Date of Receipt
32BJ United American Dream Fund	\$ 10,000.00	12/01/2023
Subtotal	\$ 10,000.00	
Percentage of Total Contribution	8.13%	
We Are Labor, No Office		
Limited Liability Company		
Contributor's Name	Amount	Date of Receipt
Warrenton Group	\$ 10,000.00	11/01/2022
Subtotal	\$ 10,000.00	
Percentage of Total Contribution	8.13%	
We Are Labor, No Office		
Labor Sponsored PAC		
Contributor's Name	Amount	Date of Receipt
Baltimore Washington Construction & Public Employees Laborers PAC	\$ 25,000.00	09/29/2022
IBEW PAC Educational Fund	\$ 5,000.00	09/28/2022
IUPAT Political Action Together Legislative Committee	\$ 2,000.00	10/07/2022
SEIU 32BJ American Dream Fund	\$ 5,000.00	10/20/2022
SEIU MD/DC State Council DC PAC	\$ 10,000.00	10/12/2022
Service Employees International Union COPE	\$ 6,000.00	11/04/2022
UNITE HERE! Local 25 General Political Account	\$ 15,000.00	09/19/2022
United Food and Commercial Workers International Union Active Ballot Club	\$ 10,000.00	10/03/2022
Subtotal	\$ 78,000.00	
Percentage of Total Contribution	63.40%	
We Are Labor, No Office		
Other		
Contributor's Name	Amount	Date of Receipt
Airport Concessions & In-Flight Local 23	\$ 10,000.00	10/12/2022
International Association of Fire Fighters Local 36	\$ 15,000.00	10/04/2022
Subtotal	\$ 25,000.00	
Percentage of Total Contribution	20.32%	
Total	\$123,020.00	

DC OFFICE OF CAMPAIGN FINANCE

2023 Biennial Report - Independent Expenditure Committee by Denomination

Summary of Contributions by amount for We Are Labor, No Office



We Are Labor, No Office			
Less than \$100			
Contributor's Name	Amount	Type of Contributor	Date of Receipt
Victoria Leonard	\$ 20.00	Individual	09/07/2022
Percentage of Total Contribution		0.02%	
Subtotal		\$20.00	
We Are Labor, No Office			
Greater than \$2000			
Contributor's Name	Amount	Type of Contributor	Date of Receipt
32BJ United American Dream Fund	\$ 10,000.00	Labor	12/01/2023
Airport Concessions & In-Flight Local 23	\$ 10,000.00	Other	10/12/2022
Baltimore Washington Construction & Public Employees Laborers PAC	\$ 25,000.00	Labor Sponsored PAC	09/29/2022
IBEW PAC Educational Fund	\$ 5,000.00	Labor Sponsored PAC	09/28/2022
International Association of Fire Fighters Local 36	\$ 15,000.00	Other	10/04/2022
IUPAT Political Action Together Legislative Committee	\$ 2,000.00	Labor Sponsored PAC	10/07/2022
SEIU 32BJ American Dream Fund	\$ 5,000.00	Labor Sponsored PAC	10/20/2022
SEIU MD/DC State Council DC PAC	\$ 10,000.00	Labor Sponsored PAC	10/12/2022
Service Employees International Union COPE	\$ 6,000.00	Labor Sponsored PAC	11/04/2022
UNITE HERE! Local 25 General Political Account	\$ 15,000.00	Labor Sponsored PAC	09/19/2022
United Food and Commercial Workers International Union Active Ballot Club	\$ 10,000.00	Labor Sponsored PAC	10/03/2022
Warrenton Group	\$ 10,000.00	Limited Liability Company	11/01/2022
Percentage of Total Contribution		99.98%	
Subtotal		\$123,000.00	
Total		100.00%	