



DC Office of Campaign Finance

Biennial Report 2019

Contributions and Expenditures of Independent Expenditure
Committees in the District of Columbia

January 31, 2019

TABLE OF CONTENTS

ORDER OF CONTENTS

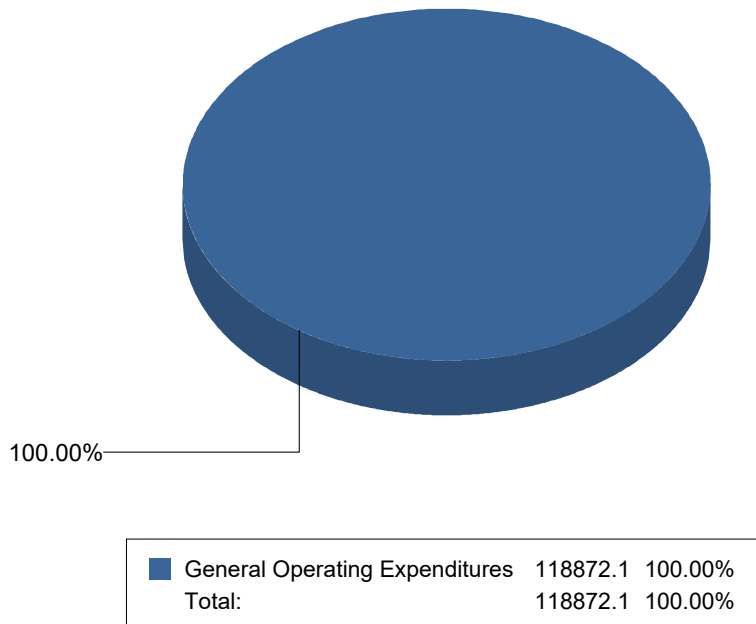
Expenditures by Purpose, Contributions by Donor Type, and Contributions by Amount for Independent Expenditure Committees

Committee Name	Page No.
DC Association of Realtors IEC	1
DC Choice	8
Democrats for Education Reform DC IEC	15
The Mobilization Project	30
Unite Here Local 23 DC IE Committee	34
UNITE HERE Local 23 Political Committee	37

DC OFFICE OF CAMPAIGN FINANCE

2019 Biennial Report - Independent Expenditure Committee

Summary of Expenditures by Purpose for DC Association of Realtors IEC



Note: This Graph depicts the summary of the expenditures by purpose reported by DC Association of Realtors IEC

The expenditures are presented in percentage terms by General Operating Expenditures, Loan Repayments, Refunds of Contributions, Other Expenditures, and Offsets to Receipts

General Operating Expenditures may include each expenditure made for Accounting Services, Advertising, Bank Fees, Campaign Events/Fund Raising, Campaign Materials and Supplies, Candidate Loan Re-payment, Catering/Refreshments, Computer Supplies/Equipment, Consulting Services, Equipment Purchases/Rental, In-Kind, Office Maintenance, Office Rental, Office Supplies/Furniture, Other Loan Repayment, Petty Cash, Polling/Mailing Lists, Postage/Shipping/Courier Rates, Printing/Copying, Salary/Stipend, Telephone/Communication, Trash/Poster Removal, Travel/Vehicle Expense, Utility Expense, and other Expenses.

Loan Repayments.

Refunds of Contributions may include each contribution Refund to Individuals, Organizations, Political Party Committees, and other Political Committees (PACs).

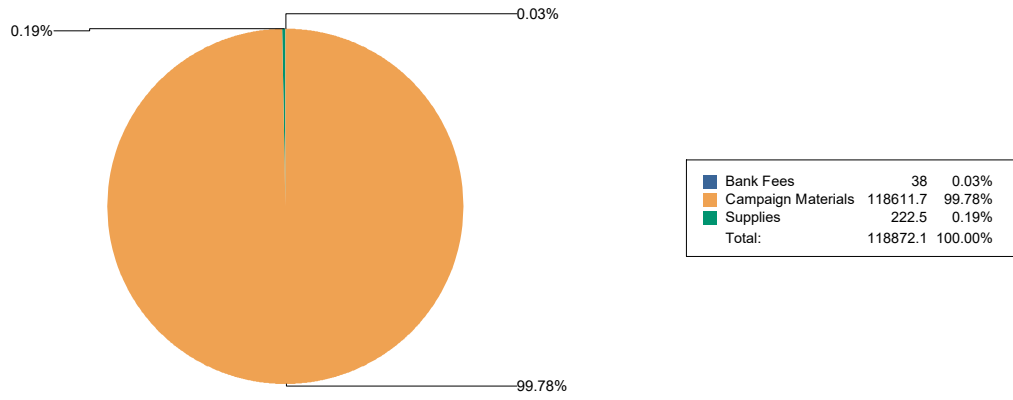
Other Expenditures may include all expenditures other than the afore-mentioned, which may include Independent Expenditures made by persons expressly advocating the election or defeat of a clearly identified candidate, which are made without cooperation or consultation with any candidate and/or authorized committee and/or agent of the candidate; Donations to Charities, Churches, Political Committees, Scholarship and Statehood Funds; Payments to the Internal Revenue Service and for Fines; and Tickets to Events.

Offsets to Receipts may include Refunds, Rebates, Returned Checks, Non-Sufficient Fund Fees, and other Offsets to Operating Expenditures.

Summary of Expenditures by Purpose for DC Association of Realtors IEC

Purpose	Total Expenditure
General Operating Expenditures	\$118,872.14
Grand Total	\$ 118,872.14

General Operating Expenditures



Purpose	Total Expenditures
Bank Fees	\$38.00
Campaign Materials	\$118,611.67
Supplies	\$222.47
Total	\$ 118,872.14

DC Association of Realtors IEC

Bank Fees

Payee Name	Amount of Expenditure	Date of Expenditure
BB&T	\$ 19.00	02/01/2017
BB&T	\$ 19.00	08/21/2018
Subtotal	\$ 38.00	
Percentage or Total Expenditures	0.03%	

Campaign Materials

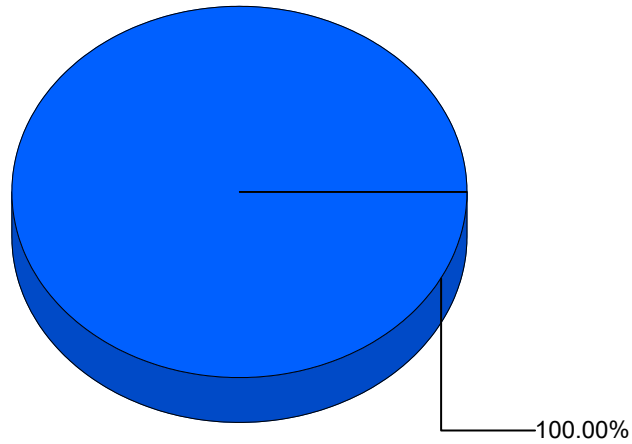
Payee Name	Amount of Expenditure	Date of Expenditure
ACCESS Marketing	\$ 99,985.60	09/18/2018
Thomas Ryer Strategic Communications	\$ 18,626.07	10/30/2018
Subtotal	\$ 118,611.67	
Percentage or Total Expenditures	99.78%	

Supplies

Payee Name	Amount of Expenditure	Date of Expenditure
Deluxe Business Forms	\$ 222.47	08/21/2018
Subtotal	\$ 222.47	
Percentage or Total Expenditures	0.19%	
Total	\$ 118,872.14	

DC OFFICE OF CAMPAIGN FINANCE

2019 Biennial Report - Independent Expenditure Committee by Donor Type Summary of Contributions by Donor Type For DC Association of Realtors IEC



■ Corporate Sponsored PAC	99985.6	100.00%
Total:	99985.6	100.00%

Note: This Graph depicts the summary of the contributions by donor categories reported by the DC Association of Realtors IEC Independent Expenditure Committee

The contributions are presented in percentage terms by donor categories, and may include each contribution received from Businesses, Corporations, Corporate Sponsored Political Action Committees, Individuals, Labor Sponsored Political Action Committees, and Partnerships. The summary may also note Other Receipts reported, such as Dividends, Interest, Refunds, and Rebates

DC OFFICE OF CAMPAIGN FINANCE

2019 Biennial Report - Independent Expenditure Committee by Donor Type

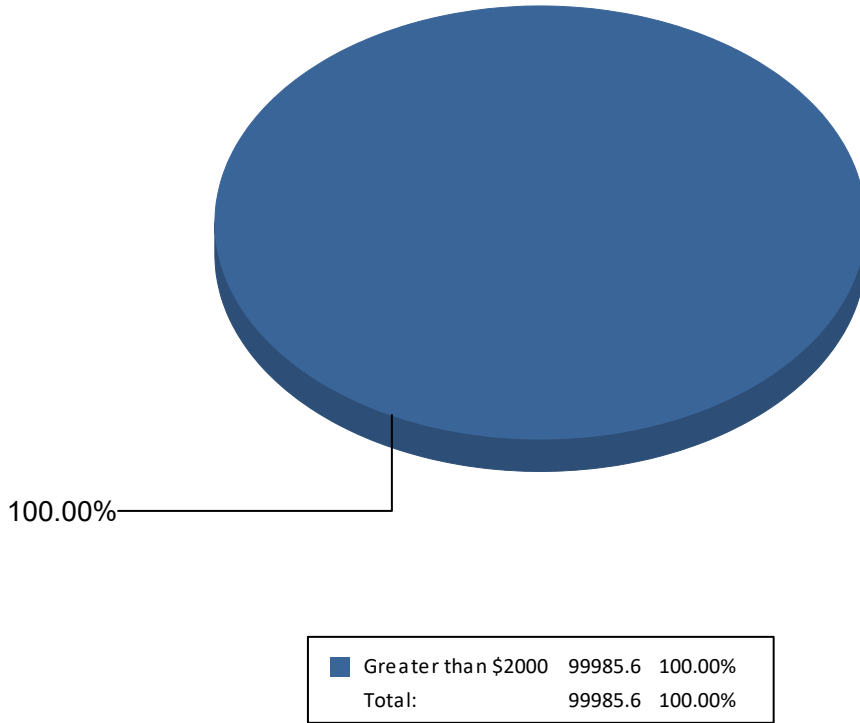
Summary of Contributions by Donor Type For DC Association of Realtors IEC

DC Association of Realtors IEC		
Corporate Sponsored PAC		
Contributor's Name	Amount	Date of Receipt
National Association of REALTORS	\$ 99,985.60	07/03/2018
Subtotal	\$ 99,985.60	
Percentage of Total Contribution	100.00%	
Total	\$99,985.60	

DC OFFICE OF CAMPAIGN FINANCE

2019 Biennial Report - Independent Expenditure Committee by Denomination

Summary of Contributions by amount for DC Association of Realtors IEC

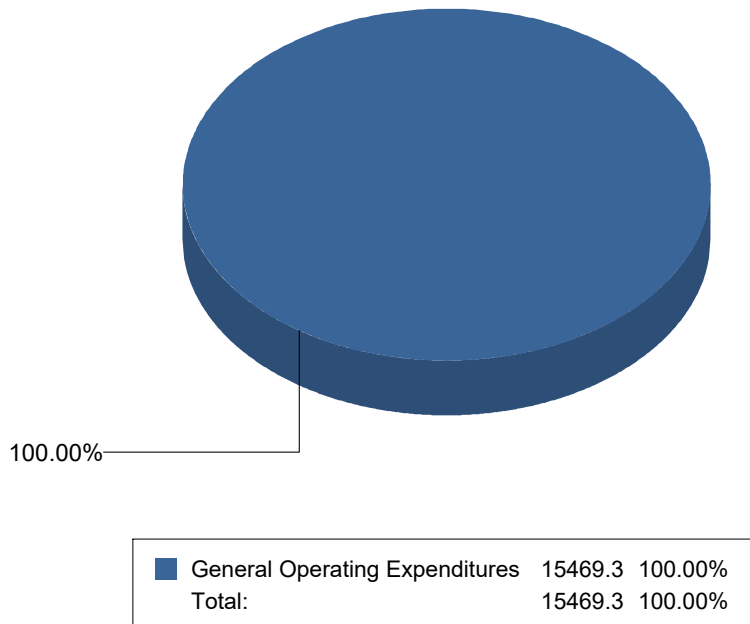


DC Association of Realtors IEC			
Greater than \$2000			
Contributor's Name	Amount	Type of Contributor	Date of Receipt
National Association of REALTORS	\$ 99,985.60	Corporate Sponsored PAC	07/03/2018
Percentage of Total Contribution	100.00%		
Subtotal	\$99,985.60		
Total	\$99,985.60		

DC OFFICE OF CAMPAIGN FINANCE

2019 Biennial Report - Independent Expenditure Committee

Summary of Expenditures by Purpose for DC Choice



Note: This Graph depicts the summary of the expenditures by purpose reported by DC Choice

The expenditures are presented in percentage terms by General Operating Expenditures, Loan Repayments, Refunds of Contributions, Other Expenditures, and Offsets to Receipts

General Operating Expenditures may include each expenditure made for Accounting Services, Advertising, Bank Fees, Campaign Events/Fund Raising, Campaign Materials and Supplies, Candidate Loan Re-payment, Catering/Refreshments, Computer Supplies/Equipment, Consulting Services, Equipment Purchases/Rental, In-Kind, Office Maintenance, Office Rental, Office Supplies/Furniture, Other Loan Repayment, Petty Cash, Polling/Mailing Lists, Postage/Shipping/Courier Rates, Printing/Copying, Salary/Stipend, Telephone/Communication, Trash/Poster Removal, Travel/Vehicle Expense, Utility Expense, and other Expenses.

Loan Repayments.

Refunds of Contributions may include each contribution Refund to Individuals, Organizations, Political Party Committees, and other Political Committees (PACs).

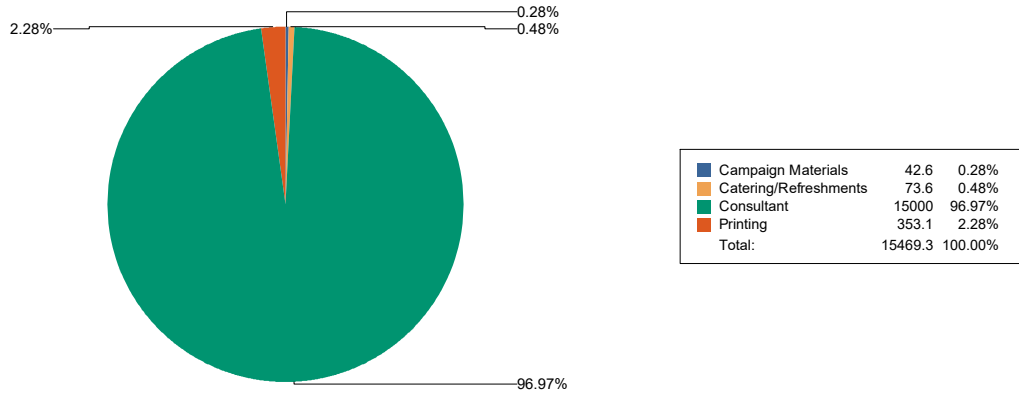
Other Expenditures may include all expenditures other than the afore-mentioned, which may include Independent Expenditures made by persons expressly advocating the election or defeat of a clearly identified candidate, which are made without cooperation or consultation with any candidate and/or authorized committee and/or agent of the candidate; Donations to Charities, Churches, Political Committees, Scholarship and Statehood Funds; Payments to the Internal Revenue Service and for Fines; and Tickets to Events.

Offsets to Receipts may include Refunds, Rebates, Returned Checks, Non-Sufficient Fund Fees, and other Offsets to Operating Expenditures.

Summary of Expenditures by Purpose for DC Choice

Purpose	Total Expenditure
General Operating Expenditures	\$15,469.27
Grand Total	\$ 15,469.27

General Operating Expenditures



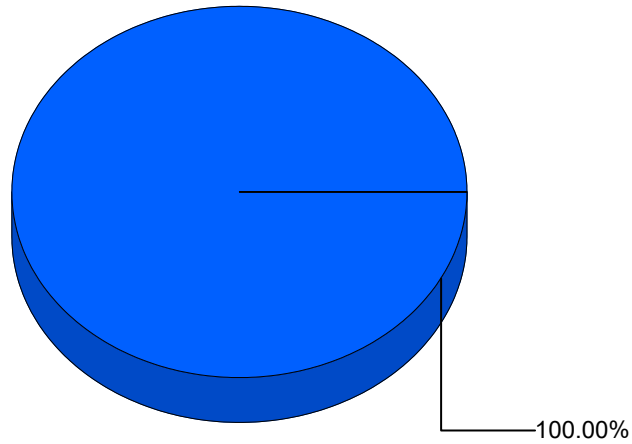
Purpose	Total Expenditures
Campaign Materials	\$42.59
Catering/Refreshments	\$73.63
Consultant	\$15,000.00
Printing	\$353.05
Total	\$ 15,469.27

DC Choice		
Campaign Materials		
Payee Name	Amount of Expenditure	Date of Expenditure
Zach Weinstein	\$ 42.59	05/19/2018
Subtotal	\$ 42.59	
Percentage or Total Expenditures	0.28%	
Catering/Refreshments		
Payee Name	Amount of Expenditure	Date of Expenditure
Zach Weinstein	\$ 26.94	05/19/2018
Zach Weinstein	\$ 46.69	06/02/2018
Subtotal	\$ 73.63	
Percentage or Total Expenditures	0.48%	
Consultant		
Payee Name	Amount of Expenditure	Date of Expenditure
Base Builder LLC	\$ 7,500.00	06/06/2018
Direct Opportunities Group LLC	\$ 7,500.00	06/06/2018
Subtotal	\$ 15,000.00	
Percentage or Total Expenditures	96.97%	
Printing		
Payee Name	Amount of Expenditure	Date of Expenditure
Zach Weinstein	\$ 76.14	05/19/2018
Zach Weinstein	\$ 32.75	05/22/2018
Zach Weinstein	\$ 93.46	05/22/2018
Zach Weinstein	\$ 26.43	05/29/2018
Zach Weinstein	\$ 49.30	05/29/2018
Zach Weinstein	\$ 49.98	05/29/2018
Zach Weinstein	\$ 24.99	05/30/2018
Subtotal	\$ 353.05	
Percentage or Total Expenditures	2.28%	
Total	\$ 15,469.27	

DC OFFICE OF CAMPAIGN FINANCE

2019 Biennial Report - Independent Expenditure Committee by Donor Type

Summary of Contributions by Donor Type For DC Choice



■ Other	15500	100.00%
Total:		15500 100.00%

Note: This Graph depicts the summary of the contributions by donor categories reported by the DC Choice Independent Expenditure Committee

The contributions are presented in percentage terms by donor categories, and may include each contribution received from Businesses, Corporations, Corporate Sponsored Political Action Committees, Individuals, Labor Sponsored Political Action Committees, and Partnerships. The summary may also note Other Receipts reported, such as Dividends, Interest, Refunds, and Rebates

DC OFFICE OF CAMPAIGN FINANCE

2019 Biennial Report - Independent Expenditure Committee by Donor Type

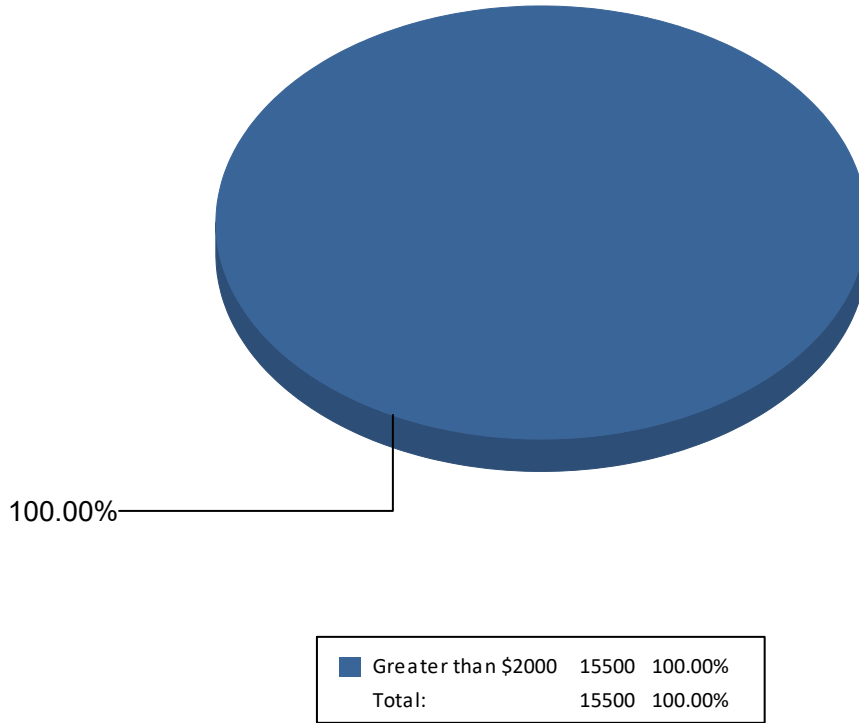
Summary of Contributions by Donor Type For DC Choice

DC Choice		
Other		
Contributor's Name	Amount	Date of Receipt
Trans United Fund	\$ 15,500.00	06/06/2018
Subtotal	\$ 15,500.00	
Percentage of Total Contribution	100.00%	
Total	\$15,500.00	

DC OFFICE OF CAMPAIGN FINANCE

2019 Biennial Report - Independent Expenditure Committee by Denomination

Summary of Contributions by amount for DC Choice

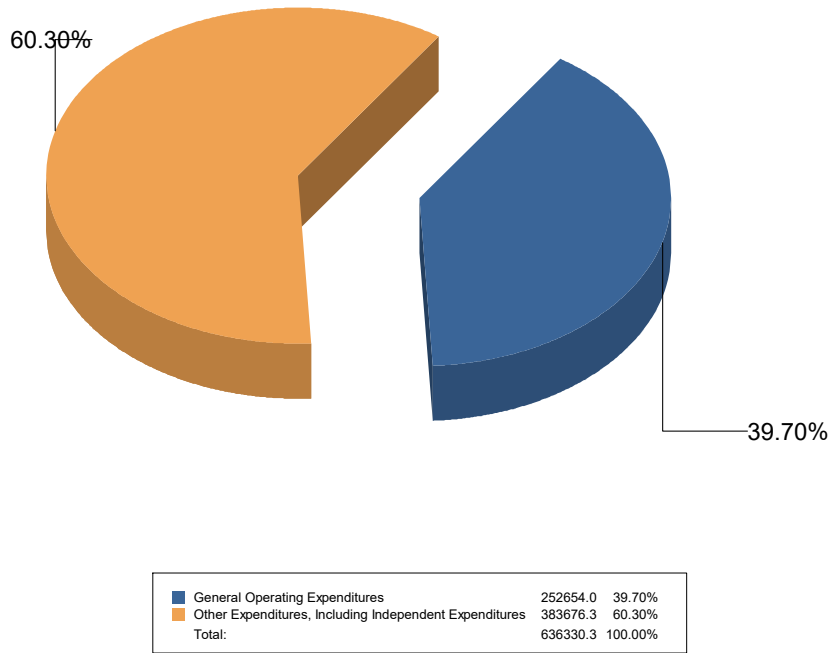


DC Choice			
Greater than \$2000			
Contributor's Name	Amount	Type of Contributor	Date of Receipt
Trans United Fund	\$ 15,500.00	Other	06/06/2018
Percentage of Total Contribution	100.00%		
Subtotal	\$15,500.00		
Total	\$15,500.00		

DC OFFICE OF CAMPAIGN FINANCE

2019 Biennial Report - Independent Expenditure Committee

Summary of Expenditures by Purpose for Democrats for Education Reform DC IEC



Note: This Graph depicts the summary of the expenditures by purpose reported by Democrats for Education Reform DC IEC

The expenditures are presented in percentage terms by General Operating Expenditures, Loan Repayments, Refunds of Contributions, Other Expenditures, and Offsets to Receipts

General Operating Expenditures may include each expenditure made for Accounting Services, Advertising, Bank Fees, Campaign Events/Fund Raising, Campaign Materials and Supplies, Candidate Loan Re-payment, Catering/Refreshments, Computer Supplies/Equipment, Consulting Services, Equipment Purchases/Rental, In-Kind, Office Maintenance, Office Rental, Office Supplies/Furniture, Other Loan Repayment, Petty Cash, Polling/Mailing Lists, Postage/Shipping/Courier Rates, Printing/Copying, Salary/Stipend, Telephone/Communication, Trash/Poster Removal, Travel/Vehicle Expense, Utility Expense, and other Expenses.

Loan Repayments.

Refunds of Contributions may include each contribution Refund to Individuals, Organizations, Political Party Committees, and other Political Committees (PACs).

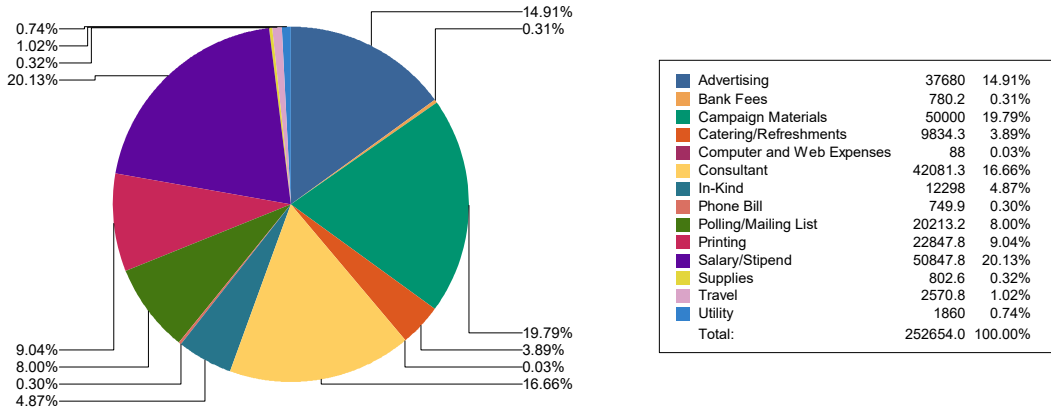
Other Expenditures may include all expenditures other than the afore-mentioned, which may include Independent Expenditures made by persons expressly advocating the election or defeat of a clearly identified candidate, which are made without cooperation or consultation with any candidate and/or authorized committee and/or agent of the candidate; Donations to Charities, Churches, Political Committees, Scholarship and Statehood Funds; Payments to the Internal Revenue Service and for Fines; and Tickets to Events.

Offsets to Receipts may include Refunds, Rebates, Returned Checks, Non-Sufficient Fund Fees, and other Offsets to Operating Expenditures.

Summary of Expenditures by Purpose for Democrats for Education Reform DC IEC

Purpose	Total Expenditure
General Operating Expenditures	\$252,653.97
Other Expenditures, Including Independent Expenditures	\$383,676.29
Grand Total	\$ 636,330.26

General Operating Expenditures



Purpose	Total Expenditures
Advertising	\$37,680.00
Bank Fees	\$780.24
Campaign Materials	\$50,000.00
Catering/Refreshments	\$9,834.31
Computer and Web Expenses	\$88.00
Consultant	\$42,081.25
In-Kind	\$12,298.00
Phone Bill	\$749.92
Polling/Mailing List	\$20,213.19
Printing	\$22,847.80
Salary/Stipend	\$50,847.83
Supplies	\$802.61
Travel	\$2,570.82
Utility	\$1,860.00
Total	\$ 252,653.97

Advertising

Payee Name	Amount of Expenditure	Date of Expenditure
NORTHWEST CURRENT	\$ 2,680.00	09/21/2017
SKDKNICKERBOCKER	\$ 1,500.00	03/08/2018
THE INCITE AGENCY	\$ 25,000.00	03/17/2017
THE INCITE AGENCY	\$ 5,000.00	03/30/2017
WINNING CONNECTIONS	\$ 3,500.00	03/28/2017
Subtotal	\$ 37,680.00	
Percentage or Total Expenditures	14.91%	

Bank Fees

Payee Name	Amount of Expenditure	Date of Expenditure
CAPITAL ONE BANK NA	\$ 15.00	01/05/2017
CAPITAL ONE BANK NA	\$ 25.00	03/17/2017
CAPITAL ONE BANK NA	\$ 30.00	03/08/2018
CAPITAL ONE BANK NA	\$ 15.00	04/27/2018
CAPITAL ONE BANK NA	\$ 25.00	06/04/2018
CAPITAL ONE BANK NA	\$ 15.00	07/06/2018
CAPITAL ONE BANK NA	\$ 15.00	07/09/2018
CAPITAL ONE BANK NA	\$ 25.00	07/09/2018
CAPITAL ONE BANK NA	\$ 30.00	10/11/2018
CAPITAL ONE BANK NA	\$ 15.00	10/31/2018
DEMOCRACY ENGINE LLC	\$ 2.30	10/12/2017
DEMOCRACY ENGINE LLC	\$ 60.80	10/19/2017
DEMOCRACY ENGINE LLC	\$ 7.90	10/26/2017
DEMOCRACY ENGINE LLC	\$ 54.90	11/02/2017
DEMOCRACY ENGINE LLC	\$ 76.90	12/07/2017
DEMOCRACY ENGINE LLC	\$ 4.30	01/10/2018
DEMOCRACY ENGINE LLC	\$ 26.90	03/09/2018
DEMOCRACY ENGINE LLC	\$ 32.30	06/10/2018
DEMOCRACY ENGINE LLC	\$ 2.30	10/25/2018
PAYPAL	\$ 6.80	04/23/2018
PAYPAL	\$ 27.81	05/03/2018
PAYPAL	\$ 29.11	05/14/2018
PAYPAL	\$ 40.50	05/21/2018
PAYPAL	\$ 6.40	05/26/2018
PAYPAL	\$ 5.68	05/29/2018
PAYPAL	\$ 16.85	06/04/2018
PAYPAL	\$ 22.32	06/08/2018
PAYPAL	\$ 20.09	06/18/2018
PAYPAL	\$ 28.39	06/25/2018
PAYPAL	\$ 58.60	08/16/2018
PAYPAL	\$ 20.19	08/20/2018
PAYPAL	\$ 11.97	08/27/2018
VENMO	\$ 6.93	04/30/2018
Subtotal	\$ 780.24	
Percentage or Total Expenditures	0.31%	

Campaign Materials

Payee Name	Amount of Expenditure	Date of Expenditure
SKDKNICKERBOCKER	\$ 50,000.00	07/09/2018
Subtotal	\$ 50,000.00	
Percentage or Total Expenditures	19.79%	

Catering/Refreshments

Payee Name	Amount of Expenditure	Date of Expenditure
Alero Restaurant	\$ 495.43	11/08/2018
Carmine's Italian Restaurant	\$ 194.68	11/05/2018
CHARLIE PALMERS STEAKHOUSE	\$ 2,382.85	09/13/2017
Checkers	\$ 61.72	12/05/2018
Chipotle Grill	\$ 10.28	09/17/2018
Chipotle Grill	\$ 39.11	11/07/2018
JEFFERSON HOTEL	\$ 1,670.00	03/13/2017
JEFFERSON HOTEL	\$ 4,601.67	03/15/2017
Safeway	\$ 24.64	11/08/2018
SoHo Cafe & Market	\$ 69.37	12/05/2018
Starbucks Coffee	\$ 36.03	12/05/2018

Disclaimer : The information presented in the 2019 Biennial Report was taken directly from reports of receipts and expenditures filed by the candidates and political committees; afterward formatted into the applicable graphs and charts.

Sticky Rice	\$ 76.00	10/30/2018
Uber Eats	\$ 46.39	10/25/2018
Uber Eats	\$ 126.14	11/06/2018
Subtotal	\$ 9,834.31	
Percentage or Total Expenditures	3.89%	
Computer and Web Expenses		
Payee Name	Amount of Expenditure	Date of Expenditure
Humanity Inc.	\$ 40.00	10/09/2018
Humanity Inc.	\$ 48.00	11/09/2018
Subtotal	\$ 88.00	
Percentage or Total Expenditures	0.03%	
Consultant		
Payee Name	Amount of Expenditure	Date of Expenditure
AW CREATIVE LLC	\$ 350.00	01/26/2018
JOSH BOOTS	\$ 6,500.00	10/26/2017
JOSH BOOTS	\$ 6,000.00	07/03/2018
JOSH BOOTS	\$ 6,000.00	10/11/2018
MASSIE RITSCH	\$ 15,000.00	07/13/2018
WHITNEY BURNS	\$ 3,606.25	04/05/2017
WHITNEY BURNS	\$ 1,125.00	03/08/2018
WHITNEY BURNS	\$ 3,500.00	10/11/2018
Subtotal	\$ 42,081.25	
Percentage or Total Expenditures	16.66%	
In-Kind		
Payee Name	Amount of Expenditure	Date of Expenditure
EDUCATION REFORM NOW ADVOCACY	\$ 11,258.00	03/13/2018
EDUCATION REFORM NOW ADVOCACY	\$ 1,040.00	05/29/2018
Subtotal	\$ 12,298.00	
Percentage or Total Expenditures	4.87%	
Phone Bill		
Payee Name	Amount of Expenditure	Date of Expenditure
T-Mobile	\$ 126.49	09/07/2018
T-Mobile	\$ 112.00	09/13/2018
T-Mobile	\$ 511.43	09/14/2018
Subtotal	\$ 749.92	
Percentage or Total Expenditures	0.30%	
Polling/Mailing List		
Payee Name	Amount of Expenditure	Date of Expenditure
CARR MARKETING	\$ 1,403.64	01/18/2017
CARR MARKETING	\$ 7,546.36	04/17/2018
CARR MARKETING	\$ 5,214.88	06/09/2018
PRIME NEW YORK	\$ 5,398.31	02/17/2017
PRIME NEW YORK	\$ 650.00	04/17/2018
Subtotal	\$ 20,213.19	
Percentage or Total Expenditures	8.00%	
Printing		
Payee Name	Amount of Expenditure	Date of Expenditure
ALLISON WACHTEL	\$ 375.00	03/13/2017
EDUCATION REFORM NOW ADVOCACY	\$ 22.10	08/08/2018
SKDKNICKERBOCKER	\$ 10,180.00	05/24/2018
SKDKNICKERBOCKER	\$ 11,896.88	07/09/2018
VISTAPRINT	\$ 373.82	08/20/2018
Subtotal	\$ 22,847.80	
Percentage or Total Expenditures	9.04%	
Salary/Stipend		
Payee Name	Amount of Expenditure	Date of Expenditure
ADP	\$ 487.83	10/26/2017
ANTHONY BROWN	\$ 91.00	04/05/2018
ANTHONY BROWN	\$ 245.00	04/13/2018
ANTHONY BROWN	\$ 259.00	04/20/2018
ANTHONY BROWN	\$ 224.00	04/23/2018
ANTHONY BROWN	\$ 366.00	05/03/2018
ANTHONY BROWN	\$ 308.00	05/14/2018
ANTHONY BROWN	\$ 392.00	05/21/2018
ANTHONY BROWN	\$ 70.00	05/29/2018

Disclaimer : The information presented in the 2019 Biennial Report was taken directly from reports of receipts and expenditures filed by the candidates and political committees; afterward formatted into the applicable graphs and charts.

ANTHONY BROWN	\$ 319.00	06/04/2018
ANTHONY BROWN	\$ 336.00	06/08/2018
ANTHONY BROWN	\$ 294.00	06/18/2018
ANTHONY BROWN	\$ 474.00	06/25/2018
ANTHONY BROWN	\$ 315.00	07/05/2018
ANTHONY BROWN	\$ 393.00	07/06/2018
ANTHONY BROWN	\$ 308.00	07/16/2018
ANTHONY BROWN	\$ 474.00	07/18/2018
ANTHONY BROWN	\$ 1,000.00	08/01/2018
ANTHONY BROWN	\$ 1,000.00	08/16/2018
CATHARINE BELLINGER	\$ 2,918.23	10/26/2017
CATHARINE BELLINGER	\$ 1,673.08	05/30/2018
EDUCATION REFORM NOW ADVOCACY	\$ 3,917.02	01/31/2017
EDUCATION REFORM NOW ADVOCACY	\$ 277.64	08/08/2018
EDUCATION REFORM NOW ADVOCACY	\$ 4,190.76	08/30/2018
EDUCATION REFORM NOW ADVOCACY	\$ 3,792.68	09/18/2018
EDUCATION REFORM NOW ADVOCACY	\$ 4,108.54	10/02/2018
EDUCATION REFORM NOW ADVOCACY	\$ 7,550.69	10/31/2018
ELIZABETH DUAN	\$ 49.00	04/05/2018
ELIZABETH DUAN	\$ 14.00	04/13/2018
ELIZABETH DUAN	\$ 35.00	05/14/2018
ELIZABETH DUAN	\$ 14.00	05/21/2018
ELIZABETH DUAN	\$ 361.48	08/06/2018
ELIZABETH DUAN	\$ 602.00	08/20/2018
ELIZABETH DUAN	\$ 259.00	08/27/2018
ERIKA HARRELL	\$ 2,980.77	05/30/2018
JADA HARRELL	\$ 238.00	04/13/2018
JADA HARRELL	\$ 49.00	04/17/2018
JADA HARRELL	\$ 231.00	04/20/2018
JADA HARRELL	\$ 189.00	05/14/2018
JADA HARRELL	\$ 14.00	05/21/2018
JADA HARRELL	\$ 280.00	07/05/2018
JEVAUGHN WARING	\$ 105.00	05/29/2018
JEVAUGHN WARING	\$ 21.00	06/04/2018
Kyle Myers	\$ 63.00	08/20/2018
Kyle Myers	\$ 133.00	08/27/2018
LISA MCCULLERS	\$ 133.00	04/05/2018
LISA MCCULLERS	\$ 273.00	04/13/2018
LISA MCCULLERS	\$ 413.00	04/20/2018
LISA MCCULLERS	\$ 266.00	04/27/2018
LISA MCCULLERS	\$ 317.00	05/03/2018
LISA MCCULLERS	\$ 259.00	05/14/2018
LISA MCCULLERS	\$ 333.00	05/21/2018
LISA MCCULLERS	\$ 210.50	05/26/2018
LISA MCCULLERS	\$ 210.00	06/04/2018
LISA MCCULLERS	\$ 413.00	06/08/2018
LISA MCCULLERS	\$ 378.00	06/18/2018
LISA MCCULLERS	\$ 484.00	06/25/2018
LISA MCCULLERS	\$ 294.00	07/05/2018
LISA MCCULLERS	\$ 393.00	07/06/2018
LISA MCCULLERS	\$ 246.00	07/16/2018
LISA MCCULLERS	\$ 378.00	07/18/2018
LISA MCCULLERS	\$ 1,029.30	08/03/2018
LISA MCCULLERS	\$ 1,000.00	08/16/2018
MIRA TAICHMAN	\$ 278.21	10/26/2017
MIRA TAICHMAN	\$ 185.10	05/30/2018
SHAVON COLLIER	\$ 49.00	04/05/2018
SHAVON COLLIER	\$ 147.00	04/13/2018
SHAVON COLLIER	\$ 231.00	04/20/2018
SHAVON COLLIER	\$ 287.00	04/27/2018
SHAVON COLLIER	\$ 231.00	04/30/2018
SHAVON COLLIER	\$ 245.00	05/03/2018
SHAVON COLLIER	\$ 161.00	05/14/2018
SHAVON COLLIER	\$ 14.00	05/21/2018

Disclaimer : The information presented in the 2019 Biennial Report was taken directly from reports of receipts and expenditures filed by the candidates and political committees; afterward formatted into the applicable graphs and charts.

SHAVON COLLIER	\$ 567.00	05/22/2018
Subtotal	\$ 50,847.83	
Percentage or Total Expenditures	20.13%	
Supplies		
Payee Name	Amount of Expenditure	Date of Expenditure
Costco Wholesale	\$ 145.15	11/19/2018
CVS Pharmacy	\$ 33.15	09/21/2018
CVS Pharmacy	\$ 31.65	12/05/2018
PAPYRUS	\$ 61.86	10/26/2017
VISTAPRINT	\$ 156.79	10/10/2018
Walmart	\$ 27.05	11/02/2018
Walmart	\$ 346.96	11/05/2018
Subtotal	\$ 802.61	
Percentage or Total Expenditures	0.32%	
Travel		
Payee Name	Amount of Expenditure	Date of Expenditure
EDUCATION REFORM NOW ADVOCACY	\$ 1,201.83	01/31/2017
ERIKA HARRELL	\$ 244.68	05/30/2018
LYFT	\$ 32.31	10/26/2017
Progression Place Parking Lot	\$ 12.00	11/07/2018
Progression Place Parking Lot	\$ 10.00	11/08/2018
Washington Metropolitan Area Transit Authority (WMTA)	\$ 200.00	09/17/2018
Washington Metropolitan Area Transit Authority (WMTA)	\$ 160.00	09/24/2018
Washington Metropolitan Area Transit Authority (WMTA)	\$ 80.00	10/01/2018
Washington Metropolitan Area Transit Authority (WMTA)	\$ 160.00	10/11/2018
Washington Metropolitan Area Transit Authority (WMTA)	\$ 80.00	10/15/2018
Washington Metropolitan Area Transit Authority (WMTA)	\$ 120.00	11/01/2018
Washington Metropolitan Area Transit Authority (WMTA)	\$ 80.00	11/05/2018
Washington Metropolitan Area Transit Authority (WMTA)	\$ 40.00	11/26/2018
Washington Metropolitan Area Transit Authority (WMTA)	\$ 40.00	12/03/2018
Washington Metropolitan Area Transit Authority (WMTA)	\$ 110.00	12/04/2018
Subtotal	\$ 2,570.82	
Percentage or Total Expenditures	1.02%	
Utility		
Payee Name	Amount of Expenditure	Date of Expenditure
US TREASURY	\$ 1,860.00	07/03/2018
Subtotal	\$ 1,860.00	
Percentage or Total Expenditures	0.74%	
Total	\$ 252,653.97	

Independent Expenditures

Payee Name	Amount of Expenditure	Date of Expenditure
270 STRATEGIES	\$ 128.60	06/06/2018
ANTHONY BROWN	\$ 123.00	07/05/2018
ANTHONY BROWN	\$ 1,000.00	09/04/2018
ANTHONY BROWN	\$ 1,000.00	09/17/2018
ANTHONY BROWN	\$ 1,000.00	10/01/2018
ANTHONY BROWN	\$ 1,000.00	10/15/2018
ANTHONY BROWN	\$ 1,016.70	11/05/2018
ANTHONY BROWN	\$ 2,000.00	11/08/2018
ANTHONY BROWN	\$ 225.00	12/03/2018
ANTHONY BROWN	\$ 350.00	12/07/2018
CARR MARKETING INC.	\$ 2,536.65	10/31/2018
Claudia Huerta	\$ 42.00	10/01/2018
Claudia Huerta	\$ 180.00	10/09/2018
Claudia Huerta	\$ 49.00	10/22/2018
Devar Garner	\$ 291.00	11/08/2018
EDUCATION REFORM NOW ADVOCACY	\$ 1,155.40	01/31/2017
ELIZABETH DUAN	\$ 67.00	07/13/2018
ELIZABETH DUAN	\$ 292.00	09/04/2018
ELIZABETH DUAN	\$ 315.00	09/10/2018
ELIZABETH DUAN	\$ 343.00	09/17/2018
ELIZABETH DUAN	\$ 259.00	09/24/2018
Elliot Stryker	\$ 105.00	09/10/2018
Elliot Stryker	\$ 84.00	09/24/2018
Elliot Stryker	\$ 158.00	10/01/2018
Elliot Stryker	\$ 180.00	10/09/2018
Elliot Stryker	\$ 125.00	10/22/2018
Elliot Stryker	\$ 43.00	10/30/2018
Elliot Stryker	\$ 49.00	11/05/2018
Elliot Stryker	\$ 427.00	11/08/2018
HUSTLE INC	\$ 166.66	06/18/2018
HUSTLE INC	\$ 166.67	06/18/2018
HUSTLE INC	\$ 166.67	06/18/2018
Johnathin Haman	\$ 160.00	10/01/2018
Johnathin Haman	\$ 373.00	10/09/2018
Johnathin Haman	\$ 357.00	10/15/2018
Johnathin Haman	\$ 294.00	10/22/2018
Johnathin Haman	\$ 378.00	10/30/2018
Johnathin Haman	\$ 398.00	11/05/2018
Johnathin Haman	\$ 1,228.00	11/08/2018
Johnathin Haman	\$ 355.00	12/03/2018
Johnathin Haman	\$ 764.00	12/07/2018
Kyle Myers	\$ 82.00	09/04/2018
Kyle Myers	\$ 315.00	09/10/2018
Kyle Myers	\$ 259.00	09/17/2018
Kyle Myers	\$ 259.00	09/24/2018
Kyle Myers	\$ 69.00	10/01/2018
Kyle Myers	\$ 69.00	10/01/2018
Kyle Myers	\$ 180.00	10/09/2018
Kyle Myers	\$ 147.00	10/15/2018
Kyle Myers	\$ 293.00	10/22/2018
Kyle Myers	\$ 218.00	10/30/2018
Kyle Myers	\$ 245.00	11/05/2018
Kyle Myers	\$ 485.00	11/08/2018
LISA MCCULLERS	\$ 144.00	07/05/2018
LISA MCCULLERS	\$ 1,000.00	09/04/2018
LISA MCCULLERS	\$ 1,000.00	09/17/2018
LISA MCCULLERS	\$ 1,000.00	10/01/2018
LISA MCCULLERS	\$ 1,000.00	10/15/2018
LISA MCCULLERS	\$ 1,000.00	11/05/2018
LISA MCCULLERS	\$ 2,895.00	11/08/2018
LISA MCCULLERS	\$ 165.00	12/03/2018

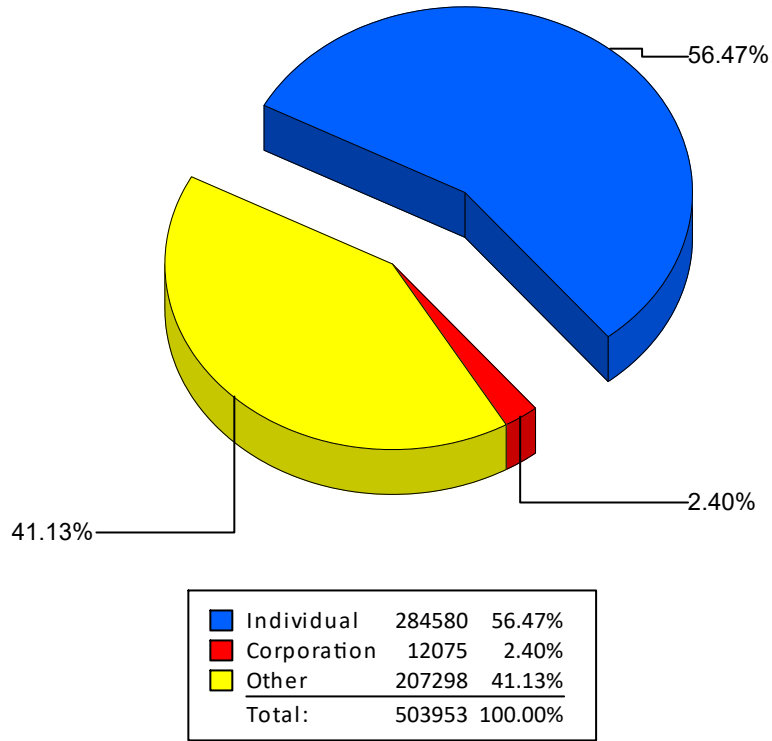
Disclaimer : The information presented in the 2019 Biennial Report was taken directly from reports of receipts and expenditures filed by the candidates and political committees; afterward formatted into the applicable graphs and charts.

LISA MCCULLERS	\$ 518.00	12/07/2018
Maritzelena Chirinos	\$ 63.00	10/09/2018
Maritzelena Chirinos	\$ 273.00	10/15/2018
Maritzelena Chirinos	\$ 251.00	10/22/2018
Maritzelena Chirinos	\$ 147.00	10/30/2018
Maritzelena Chirinos	\$ 937.00	11/08/2018
Maritzelena Chirinos	\$ 392.00	12/07/2018
Markesha Cottingham	\$ 394.00	11/08/2018
Markesha Cottingham	\$ 75.00	12/03/2018
Markesha Cottingham	\$ 140.00	12/07/2018
Monica Britt	\$ 366.00	11/08/2018
Monica Britt	\$ 120.00	12/03/2018
Monica Britt	\$ 392.00	12/07/2018
Nakya Leonard	\$ 506.00	11/08/2018
NGPVAN	\$ 525.00	06/18/2018
NGPVAN	\$ 525.00	06/18/2018
NGPVAN	\$ 525.00	06/18/2018
PAYPAL	\$ 70.05	09/04/2018
PAYPAL	\$ 22.23	09/10/2018
PAYPAL	\$ 76.66	09/17/2018
PAYPAL	\$ 18.36	09/24/2018
PAYPAL	\$ 72.24	10/01/2018
PAYPAL	\$ 29.81	10/09/2018
PAYPAL	\$ 86.00	10/15/2018
PAYPAL	\$ 30.86	10/22/2018
PAYPAL	\$ 30.13	10/30/2018
PAYPAL	\$ 90.22	11/05/2018
PAYPAL	\$ 316.91	11/08/2018
PAYPAL	\$ 35.17	12/03/2018
PAYPAL	\$ 87.90	12/07/2018
Shyonna Forney	\$ 450.00	11/08/2018
SKDKNICKERBOCKER	\$ 40,523.00	06/04/2018
SKDKNICKERBOCKER	\$ 80,000.00	06/04/2018
SKDKNICKERBOCKER	\$ 23,332.49	06/11/2018
SKDKNICKERBOCKER	\$ 18,420.08	06/12/2018
SKDKNICKERBOCKER	\$ 18,420.08	06/13/2018
SKDKNICKERBOCKER	\$ 1,500.00	06/14/2018
SKDKNICKERBOCKER	\$ 8,500.00	06/14/2018
SKDKNICKERBOCKER	\$ 2,500.00	06/19/2018
SKDKNICKERBOCKER	\$ 2,500.00	06/19/2018
SKDKNICKERBOCKER	\$ 7,900.00	06/19/2018
SKDKNICKERBOCKER	\$ 21,210.00	06/19/2018
SKDKNICKERBOCKER	\$ 2,492.71	10/23/2018
SKDKNICKERBOCKER	\$ 3,000.00	10/23/2018
SKDKNICKERBOCKER	\$ 28,807.45	11/06/2018
SKDKNICKERBOCKER	\$ 78,109.59	11/08/2018
SKDKNICKERBOCKER	\$ 6,179.00	12/07/2018
US Postal Service	\$ 400.00	11/02/2018
Walika Stephens	\$ 105.00	10/15/2018
Walika Stephens	\$ 251.00	10/30/2018
Walika Stephens	\$ 378.00	11/05/2018
Walika Stephens	\$ 804.00	11/08/2018
Walika Stephens	\$ 210.00	12/03/2018
Walika Stephens	\$ 392.00	12/07/2018
	Subtotal	\$ 383,676.29
	Percentage or Total Expenditures	100.00%
	Total	\$ 383,676.29

DC OFFICE OF CAMPAIGN FINANCE

2019 Biennial Report - Independent Expenditure Committee by Donor Type

Summary of Contributions by Donor Type For Democrats for Education Reform DC IEC



Note: This Graph depicts the summary of the contributions by donor categories reported by the Democrats for Education Reform DC IEC Independent Expenditure Committee

The contributions are presented in percentage terms by donor categories, and may include each contribution received from Businesses, Corporations, Corporate Sponsored Political Action Committees, Individuals, Labor Sponsored Political Action Committees, and Partnerships. The summary may also note Other Receipts reported, such as Dividends, Interest, Refunds, and Rebates

DC OFFICE OF CAMPAIGN FINANCE

2019 Biennial Report - Independent Expenditure Committee by Donor Type

Summary of Contributions by Donor Type For Democrats for Education Reform DC IEC

Democrats for Education Reform DC IEC		
Individual		
Contributor's Name	Amount	Date of Receipt
AARON YOUNG	\$ 50.00	10/18/2017
ADAM ROBERTS	\$ 50.00	10/18/2017
ALEXANDER MEYER	\$ 10.00	10/18/2017
ALEXANDER MEYER	\$ 10.00	03/09/2018
ALICE WALTON	\$ 12,730.00	01/05/2017
ALICE WALTON	\$ 150,000.00	07/06/2018
ALICE WALTON	\$ 40,000.00	10/11/2018
ANDREW MARTIN	\$ 60.00	12/07/2017
ANNE WILLIAMS	\$ 20.00	03/08/2018
CAROLYN BOU	\$ 200.00	10/18/2017
CAROLYN BOU	\$ 100.00	03/08/2018
Carrie Penner	\$ 10,000.00	10/11/2018
CHAD ALDERMAN	\$ 50.00	06/07/2018
CHARLES WILSON	\$ 10.00	10/18/2017
CHRISTOPHER CHAMBERS	\$ 100.00	03/08/2018
CHRISTOPHER PENCIKOWSKI	\$ 40.00	12/06/2017
DANIELA ANELLO	\$ 100.00	06/06/2018
DANIELLE ALLEN	\$ 100.00	11/01/2017
DAVID SAHR	\$ 25.00	01/05/2018
DAVID CONNERTY-MARIN	\$ 20.00	06/06/2018
DORA CURREA	\$ 50.00	06/10/2018
EMILY BLOOMFIELD	\$ 100.00	12/06/2017
IRENE HOLTZMAN	\$ 50.00	06/06/2018
JEAN-CLAUDE BRIZARD	\$ 100.00	01/10/2018
JOANNE WEISS	\$ 100.00	06/08/2018
JOHN CAIRNS	\$ 100.00	12/06/2017
JOHN DUFF	\$ 5,000.00	02/07/2018
JOSEPH KIERNAN	\$ 25.00	10/18/2017
JOSH BOOTS	\$ 500.00	12/06/2017
JOSH BOOTS	\$ 100.00	03/09/2018
KATHERINE BRADLEY	\$ 10,000.00	11/08/2018
KATHERINE VENSUS	\$ 1,000.00	11/01/2017
KATHLEEN AMBROSE	\$ 400.00	12/06/2017
KATHLEEN DELASKI	\$ 500.00	12/06/2017
LANNETTE WOODRUFF	\$ 25.00	12/06/2017
LANNETTE WOODRUFF	\$ 20.00	06/07/2018
LAURA SLOVER	\$ 200.00	12/07/2017
LEA CRUSEY	\$ 50.00	10/18/2017
LEA CRUSEY	\$ 10.00	03/08/2018
LYDIA CARLIS	\$ 50.00	12/06/2017
MARTHA CUTTS	\$ 25.00	12/07/2017
MASSIE RITSCH	\$ 200.00	12/07/2017
MATT WALKER	\$ 190.00	10/25/2017
MAURA MARINO	\$ 250.00	06/07/2018
MAYA MARTIN	\$ 250.00	11/01/2017
MICHAEL DANNENBERG	\$ 25.00	12/06/2017
Patty Quillin	\$ 50,000.00	10/26/2018
REBECCA MAHONY	\$ 25.00	03/08/2018
ROBERTA COLTON	\$ 400.00	10/18/2017

Disclaimer : The information presented in the 2019 Biennial Report was taken directly from reports of receipts and expenditures filed by the candidates and political committees; afterward formatted into the applicable graphs and charts.

DC OFFICE OF CAMPAIGN FINANCE

2019 Biennial Report - Independent Expenditure Committee by Donor Type

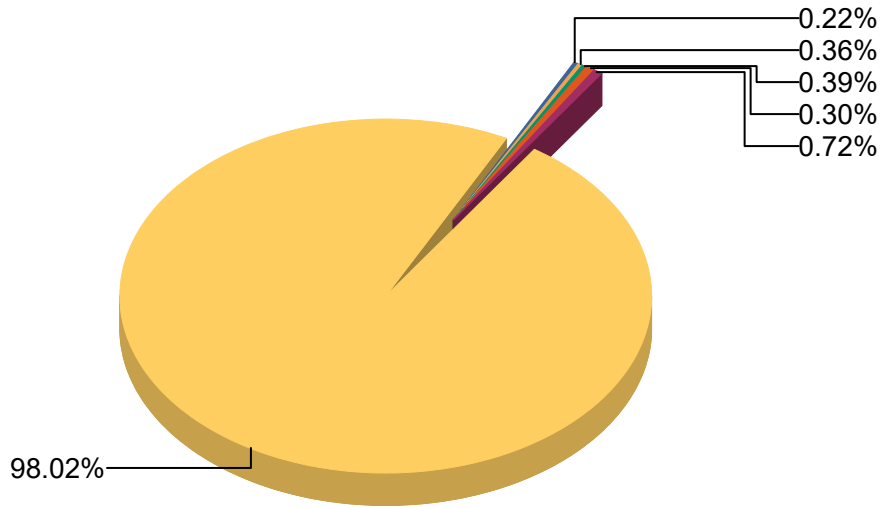
Summary of Contributions by Donor Type For Democrats for Education Reform DC IEC

Democrats for Education Reform DC IEC		
Individual		
Contributor's Name	Amount	Date of Receipt
ROBERTA COLTON	\$ 25.00	03/08/2018
ROBIN CHAIT	\$ 25.00	06/06/2018
SANFORD JOHNSON	\$ 50.00	12/06/2017
SARA MEAD	\$ 100.00	03/08/2018
SARAH SNYDER	\$ 400.00	10/18/2017
SHAWN HARDNETT	\$ 250.00	10/18/2017
SHAWN HARDNETT	\$ 50.00	03/10/2018
SHAWN HARDNETT	\$ 50.00	06/07/2018
Sidney Gilman	\$ 50.00	10/25/2018
SONJA RALSTON	\$ 50.00	10/11/2017
TANIA DE SA CAMPOS	\$ 50.00	12/06/2017
WILLIAM MCCARTHY	\$ 50.00	03/09/2018
WILLIAM MCCARTHY	\$ 10.00	06/07/2018
Subtotal	\$ 284,580.00	
Percentage of Total Contribution	56.47%	
Democrats for Education Reform DC IEC		
Corporation		
Contributor's Name	Amount	Date of Receipt
EDUCATION REFORM NOW ADVOCACY	\$ 500.00	06/18/2018
EDUCATION REFORM NOW ADVOCACY	\$ 1,575.00	06/18/2018
EDUCATION REFORM NOW ADVOCACY	\$ 10,000.00	10/31/2018
Subtotal	\$ 12,075.00	
Percentage of Total Contribution	2.40%	
Democrats for Education Reform DC IEC		
Other		
Contributor's Name	Amount	Date of Receipt
EDUCATION REFORM NOW ADVOCACY	\$ 5,000.00	03/08/2018
EDUCATION REFORM NOW ADVOCACY	\$ 75,000.00	03/08/2018
EDUCATION REFORM NOW ADVOCACY	\$ 11,258.00	03/13/2018
EDUCATION REFORM NOW ADVOCACY	\$ 115,000.00	04/27/2018
EDUCATION REFORM NOW ADVOCACY	\$ 1,040.00	05/30/2018
Subtotal	\$ 207,298.00	
Percentage of Total Contribution	41.13%	
Total	\$503,953.00	

DC OFFICE OF CAMPAIGN FINANCE

2019 Biennial Report - Independent Expenditure Committee by Denomination

Summary of Contributions by amount for Democrats for Education Reform DC IEC



Less than \$100	1110	0.22%
Greater than or equal to \$100 but less than \$250	1790	0.36%
Greater than or equal to \$250 but less than \$500	1950	0.39%
Greater than or equal to \$500 but less than \$1000	1500	0.30%
Greater or equal to \$1000 but less or equal to \$2000	3615	0.72%
Greater than \$2000	493988	98.02%
Total:	503953	100.00%

Democrats for Education Reform DC IEC			
Less than \$100			
Contributor's Name	Amount	Type of Contributor	Date of Receipt
AARON YOUNG	\$ 50.00	Individual	10/18/2017
ADAM ROBERTS	\$ 50.00	Individual	10/18/2017
ALEXANDER MEYER	\$ 10.00	Individual	10/18/2017
ALEXANDER MEYER	\$ 10.00	Individual	03/09/2018
ANDREW MARTIN	\$ 60.00	Individual	12/07/2017
ANNE WILLIAMS	\$ 20.00	Individual	03/08/2018
CHAD ALDERMAN	\$ 50.00	Individual	06/07/2018
CHARLES WILSON	\$ 10.00	Individual	10/18/2017
CHRISTOPHER PENCIKOWSKI	\$ 40.00	Individual	12/06/2017
DAVID SAHR	\$ 25.00	Individual	01/05/2018
DAVID CONNERTY-MARIN	\$ 20.00	Individual	06/06/2018
DORA CURREA	\$ 50.00	Individual	06/10/2018
IRENE HOLTZMAN	\$ 50.00	Individual	06/06/2018
JOSEPH KIERNAN	\$ 25.00	Individual	10/18/2017
LANNETTE WOODRUFF	\$ 25.00	Individual	12/06/2017
LANNETTE WOODRUFF	\$ 20.00	Individual	06/07/2018
LEA CRUSEY	\$ 50.00	Individual	10/18/2017
LEA CRUSEY	\$ 10.00	Individual	03/08/2018
LYDIA CARLIS	\$ 50.00	Individual	12/06/2017
MARTHA CUTTS	\$ 25.00	Individual	12/07/2017
MICHAEL DANNENBERG	\$ 25.00	Individual	12/06/2017
REBECCA MAHONY	\$ 25.00	Individual	03/08/2018
ROBERTA COLTON	\$ 25.00	Individual	03/08/2018
ROBIN CHAIT	\$ 25.00	Individual	06/06/2018
SANFORD JOHNSON	\$ 50.00	Individual	12/06/2017
SHAWN HARDNETT	\$ 50.00	Individual	03/10/2018

DC OFFICE OF CAMPAIGN FINANCE

2019 Biennial Report - Independent Expenditure Committee by Denomination

Summary of Contributions by amount for Democrats for Education Reform DC IEC

SHAWN HARDNETT	\$ 50.00	Individual	06/07/2018
Sidney Gilman	\$ 50.00	Individual	10/25/2018
SONJA RALSTON	\$ 50.00	Individual	10/11/2017
TANIA DE SA CAMPOS	\$ 50.00	Individual	12/06/2017
WILLIAM MCCARTHY	\$ 50.00	Individual	03/09/2018
WILLIAM MCCARTHY	\$ 10.00	Individual	06/07/2018
Percentage of Total Contribution	0.22%		
Subtotal	\$1,110.00		

Democrats for Education Reform DC IEC

Greater than or equal to \$100 but less than \$250

Contributor's Name	Amount	Type of Contributor	Date of Receipt
CAROLYN BOU	\$ 200.00	Individual	10/18/2017
CAROLYN BOU	\$ 100.00	Individual	03/08/2018
CHRISTOPHER CHAMBERS	\$ 100.00	Individual	03/08/2018
DANIELA ANELLO	\$ 100.00	Individual	06/06/2018
DANIELLE ALLEN	\$ 100.00	Individual	11/01/2017
EMILY BLOOMFIELD	\$ 100.00	Individual	12/06/2017
JEAN-CLAUDE BRIZARD	\$ 100.00	Individual	01/10/2018
JOANNE WEISS	\$ 100.00	Individual	06/08/2018
JOHN CAIRNS	\$ 100.00	Individual	12/06/2017
JOSH BOOTS	\$ 100.00	Individual	03/09/2018
LAURA SLOVER	\$ 200.00	Individual	12/07/2017
MASSIE RITSCH	\$ 200.00	Individual	12/07/2017
MATT WALKER	\$ 190.00	Individual	10/25/2017
SARA MEAD	\$ 100.00	Individual	03/08/2018
Percentage of Total Contribution	0.36%		
Subtotal	\$1,790.00		

Democrats for Education Reform DC IEC

Greater than or equal to \$250 but less than \$500

Contributor's Name	Amount	Type of Contributor	Date of Receipt
KATHLEEN AMBROSE	\$ 400.00	Individual	12/06/2017
MAURA MARINO	\$ 250.00	Individual	06/07/2018
MAYA MARTIN	\$ 250.00	Individual	11/01/2017
ROBERTA COLTON	\$ 400.00	Individual	10/18/2017
SARAH SNYDER	\$ 400.00	Individual	10/18/2017
SHAWN HARDNETT	\$ 250.00	Individual	10/18/2017
Percentage of Total Contribution	0.39%		
Subtotal	\$1,950.00		

Democrats for Education Reform DC IEC

Greater than or equal to \$500 but less than \$1000

Contributor's Name	Amount	Type of Contributor	Date of Receipt
EDUCATION REFORM NOW ADVOCACY	\$ 500.00	Corporation	06/18/2018
JOSH BOOTS	\$ 500.00	Individual	12/06/2017
KATHLEEN DELASKI	\$ 500.00	Individual	12/06/2017
Percentage of Total Contribution	0.30%		
Subtotal	\$1,500.00		

Democrats for Education Reform DC IEC

Greater or equal to \$1000 but less or equal to \$2000

Contributor's Name	Amount	Type of Contributor	Date of Receipt
EDUCATION REFORM NOW ADVOCACY	\$ 1,040.00	Other	05/30/2018
EDUCATION REFORM NOW ADVOCACY	\$ 1,575.00	Corporation	06/18/2018
KATHERINE VENSUS	\$ 1,000.00	Individual	11/01/2017
Percentage of Total Contribution	0.72%		
Subtotal	\$3,615.00		

Democrats for Education Reform DC IEC

Greater than \$2000

DC OFFICE OF CAMPAIGN FINANCE

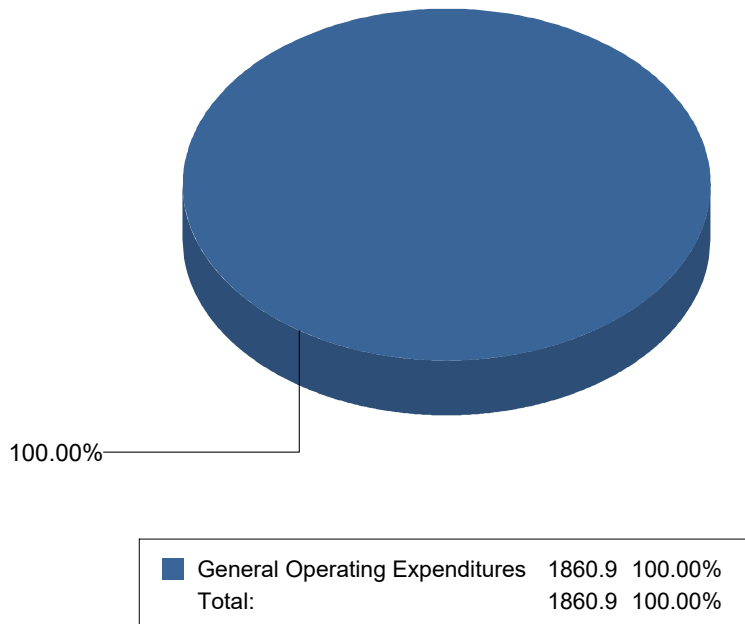
2019 Biennial Report - Independent Expenditure Committee by Denomination

Summary of Contributions by amount for Democrats for Education Reform DC IEC

Contributor's Name	Amount	Type of Contributor	Date of Receipt
ALICE WALTON	\$ 12,730.00	Individual	01/05/2017
ALICE WALTON	\$ 150,000.00	Individual	07/06/2018
ALICE WALTON	\$ 40,000.00	Individual	10/11/2018
Carrie Penner	\$ 10,000.00	Individual	10/11/2018
EDUCATION REFORM NOW ADVOCACY	\$ 5,000.00	Other	03/08/2018
EDUCATION REFORM NOW ADVOCACY	\$ 75,000.00	Other	03/08/2018
EDUCATION REFORM NOW ADVOCACY	\$ 11,258.00	Other	03/13/2018
EDUCATION REFORM NOW ADVOCACY	\$ 115,000.00	Other	04/27/2018
EDUCATION REFORM NOW ADVOCACY	\$ 10,000.00	Corporation	10/31/2018
JOHN DUFF	\$ 5,000.00	Individual	02/07/2018
KATHERINE BRADLEY	\$ 10,000.00	Individual	11/08/2018
Patty Quillin	\$ 50,000.00	Individual	10/26/2018
Percentage of Total Contribution	98.02%		
Subtotal	\$493,988.00		
Total	\$503,953.00		

DC OFFICE OF CAMPAIGN FINANCE

2019 Biennial Report - Independent Expenditure Committee Summary of Expenditures by Purpose for The Mobilization Project



Note: This Graph depicts the summary of the expenditures by purpose reported by The Mobilization Project

The expenditures are presented in percentage terms by General Operating Expenditures, Loan Repayments, Refunds of Contributions, Other Expenditures, and Offsets to Receipts

General Operating Expenditures may include each expenditure made for Accounting Services, Advertising, Bank Fees, Campaign Events/Fund Raising, Campaign Materials and Supplies, Candidate Loan Re-payment, Catering/Refreshments, Computer Supplies/Equipment, Consulting Services, Equipment Purchases/Rental, In-Kind, Office Maintenance, Office Rental, Office Supplies/Furniture, Other Loan Repayment, Petty Cash, Polling/Mailing Lists, Postage/Shipping/Courier Rates, Printing/Copying, Salary/Stipend, Telephone/Communication, Trash/Poster Removal, Travel/Vehicle Expense, Utility Expense, and other Expenses.

Loan Repayments.

Refunds of Contributions may include each contribution Refund to Individuals, Organizations, Political Party Committees, and other Political Committees (PACs).

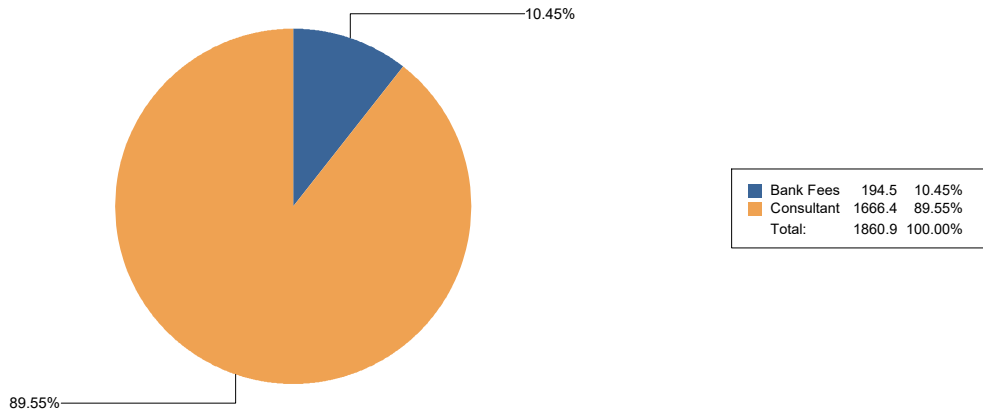
Other Expenditures may include all expenditures other than the afore-mentioned, which may include Independent Expenditures made by persons expressly advocating the election or defeat of a clearly identified candidate, which are made without cooperation or consultation with any candidate and/or authorized committee and/or agent of the candidate; Donations to Charities, Churches, Political Committees, Scholarship and Statehood Funds; Payments to the Internal Revenue Service and for Fines; and Tickets to Events.

Offsets to Receipts may include Refunds, Rebates, Returned Checks, Non-Sufficient Fund Fees, and other Offsets to Operating Expenditures.

Summary of Expenditures by Purpose for The Mobilization Project

Purpose	Total Expenditure
General Operating Expenditures	\$1,860.90
Grand Total	\$ 1,860.90

General Operating Expenditures



Purpose	Total Expenditures
Bank Fees	\$194.47
Consultant	\$1,666.43
Total	\$ 1,860.90

The Mobilization Project

Bank Fees

Payee Name	Amount of Expenditure	Date of Expenditure
Amalgamated Bank	\$ 27.05	01/25/2017
Amalgamated Bank	\$ 27.06	02/28/2017
Amalgamated Bank	\$ 27.08	03/28/2017
Amalgamated Bank	\$ 27.06	04/24/2017
Amalgamated Bank	\$ 27.07	05/18/2017
Amalgamated Bank	\$ 27.07	06/20/2017
Amalgamated Bank	\$ 27.08	07/21/2017
Amalgamated Bank	\$ 2.50	10/31/2017
Amalgamated Bank	\$ 2.50	11/30/2017
Subtotal	\$ 194.47	
Percentage or Total Expenditures	10.45%	

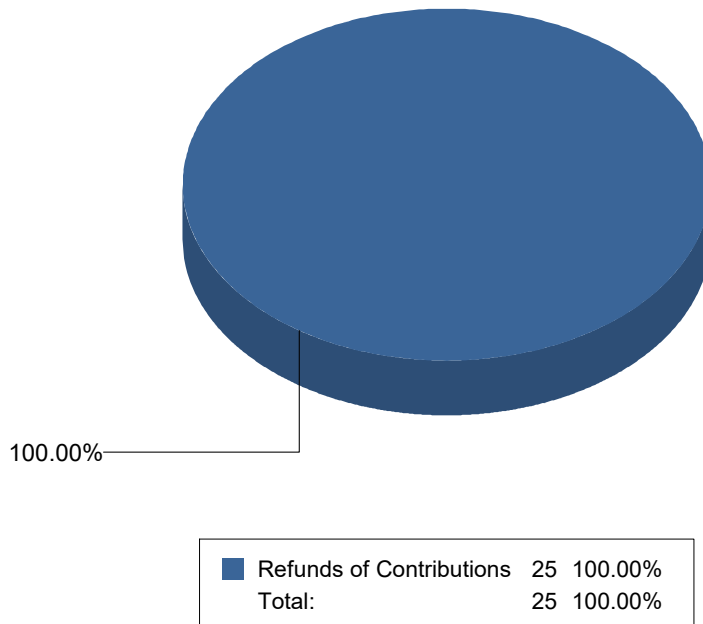
Consultant

Payee Name	Amount of Expenditure	Date of Expenditure
Sandler, Reiff, Lamb, Rosenstein & Birkenstock P.C.	\$ 60.00	12/15/2017
Sandler, Reiff, Lamb, Rosenstein & Birkenstock P.C.	\$ 1,606.43	03/21/2018
Subtotal	\$ 1,666.43	
Percentage or Total Expenditures	89.55%	
Total	\$ 1,860.90	

DC OFFICE OF CAMPAIGN FINANCE

2019 Biennial Report - Independent Expenditure Committee

Summary of Expenditures by Purpose for Unite Here Local 23 DC IE Committee



Note: This Graph depicts the summary of the expenditures by purpose reported by Unite Here Local 23 DC IE Committee

The expenditures are presented in percentage terms by General Operating Expenditures, Loan Repayments, Refunds of Contributions, Other Expenditures, and Offsets to Receipts

General Operating Expenditures may include each expenditure made for Accounting Services, Advertising, Bank Fees, Campaign Events/Fund Raising, Campaign Materials and Supplies, Candidate Loan Re-payment, Catering/Refreshments, Computer Supplies/Equipment, Consulting Services, Equipment Purchases/Rental, In-Kind, Office Maintenance, Office Rental, Office Supplies/Furniture, Other Loan Repayment, Petty Cash, Polling/Mailing Lists, Postage/Shipping/Courier Rates, Printing/Copying, Salary/Stipend, Telephone/Communication, Trash/Poster Removal, Travel/Vehicle Expense, Utility Expense, and other Expenses.

Loan Repayments.

Refunds of Contributions may include each contribution Refund to Individuals, Organizations, Political Party Committees, and other Political Committees (PACs).

Other Expenditures may include all expenditures other than the afore-mentioned, which may include Independent Expenditures made by persons expressly advocating the election or defeat of a clearly identified candidate, which are made without cooperation or consultation with any candidate and/or authorized committee and/or agent of the candidate; Donations to Charities, Churches, Political Committees, Scholarship and Statehood Funds; Payments to the Internal Revenue Service and for Fines; and Tickets to Events.

Offsets to Receipts may include Refunds, Rebates, Returned Checks, Non-Sufficient Fund Fees, and other Offsets to Operating Expenditures.

Summary of Expenditures by Purpose for Unite Here Local 23 DC IE Committee

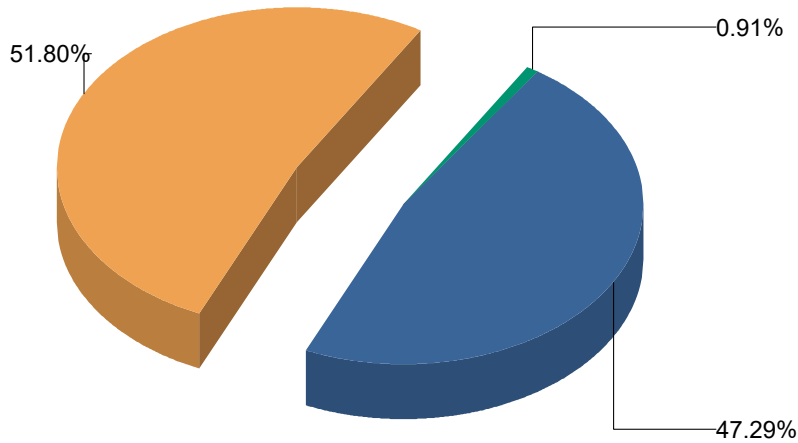
Purpose	Total Expenditure
Refunds of Contributions	\$25.00
Grand Total	\$ 25.00

Refund		
Payee Name	Amount of Expenditure	Date of Expenditure
UNITE HERE LOCAL 23	\$ 25.00	01/17/2017
Subtotal	\$ 25.00	
Percentage or Total Expenditures	100.00%	
Total	\$ 25.00	

DC OFFICE OF CAMPAIGN FINANCE

2019 Biennial Report - Independent Expenditure Committee

Summary of Expenditures by Purpose for UNITE HERE Local 23 Political Committee



General Operating Expenditures	4930	47.29%
Other Expenditures, Including Independent Expenditures	5400	51.80%
Refunds of Contributions	95	0.91%
Total:	10425	100.00%

Note: This Graph depicts the summary of the expenditures by purpose reported by UNITE HERE Local 23 Political Committee

The expenditures are presented in percentage terms by General Operating Expenditures, Loan Repayments, Refunds of Contributions, Other Expenditures, and Offsets to Receipts

General Operating Expenditures may include each expenditure made for Accounting Services, Advertising, Bank Fees, Campaign Events/Fund Raising, Campaign Materials and Supplies, Candidate Loan Re-payment, Catering/Refreshments, Computer Supplies/Equipment, Consulting Services, Equipment Purchases/Rental, In-Kind, Office Maintenance, Office Rental, Office Supplies/Furniture, Other Loan Repayment, Petty Cash, Polling/Mailing Lists, Postage/Shipping/Courier Rates, Printing/Copying, Salary/Stipend, Telephone/Communication, Trash/Poster Removal, Travel/Vehicle Expense, Utility Expense, and other Expenses.

Loan Repayments.

Refunds of Contributions may include each contribution Refund to Individuals, Organizations, Political Party Committees, and other Political Committees (PACs).

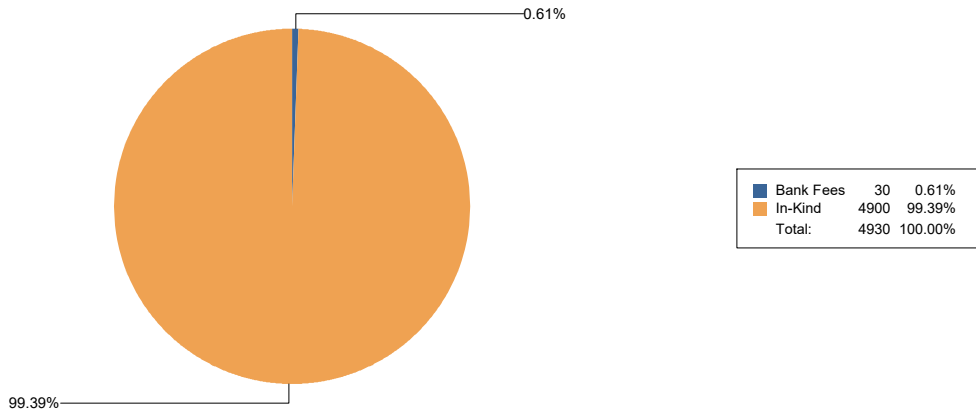
Other Expenditures may include all expenditures other than the afore-mentioned, which may include Independent Expenditures made by persons expressly advocating the election or defeat of a clearly identified candidate, which are made without cooperation or consultation with any candidate and/or authorized committee and/or agent of the candidate; Donations to Charities, Churches, Political Committees, Scholarship and Statehood Funds; Payments to the Internal Revenue Service and for Fines; and Tickets to Events.

Offsets to Receipts may include Refunds, Rebates, Returned Checks, Non-Sufficient Fund Fees, and other Offsets to Operating Expenditures.

Summary of Expenditures by Purpose for UNITE HERE Local 23 Political Committee

Purpose	Total Expenditure
General Operating Expenditures	\$4,930.00
Other Expenditures, Including Independent Expenditures	\$5,400.00
Refunds of Contributions	\$95.00
Grand Total	\$ 10,425.00

General Operating Expenditures



Purpose	Total Expenditures
Bank Fees	\$30.00
In-Kind	\$4,900.00
Total	\$ 4,930.00

UNITE HERE Local 23 Political Committee

Bank Fees

Payee Name	Amount of Expenditure	Date of Expenditure
Wells Fargo	\$ 10.00	08/31/2018
Wells Fargo	\$ 10.00	09/28/2018
Wells Fargo	\$ 10.00	11/01/2018
Subtotal	\$ 30.00	
Percentage or Total Expenditures	0.61%	

In-Kind

Payee Name	Amount of Expenditure	Date of Expenditure
Adam Yalowitz	\$ 4,900.00	07/23/2018
Subtotal	\$ 4,900.00	
Percentage or Total Expenditures	99.39%	
Total	\$ 4,930.00	

Independent Expenditures

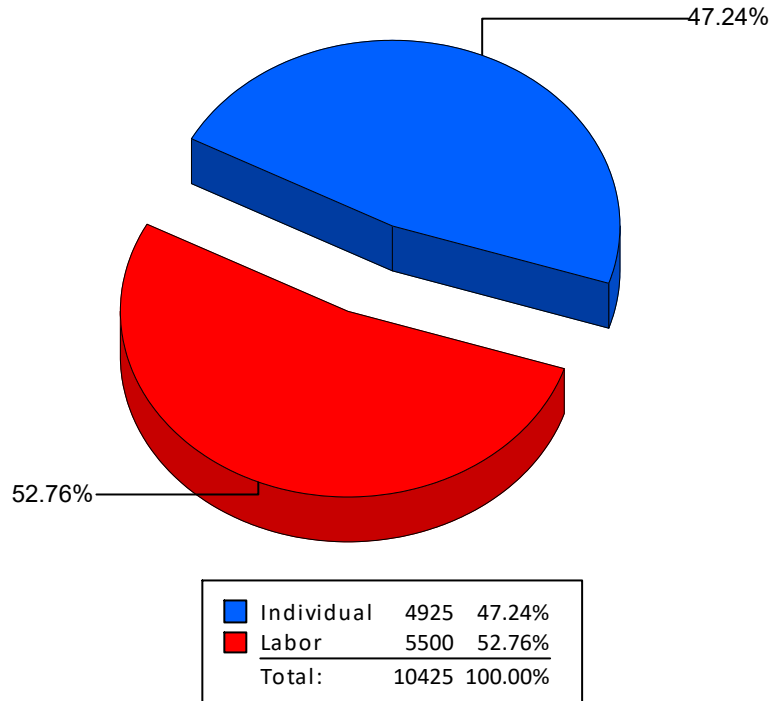
Payee Name	Amount of Expenditure	Date of Expenditure
ESAT	\$ 500.00	06/26/2018
WHUR Radio - Howard University	\$ 4,900.00	05/25/2018
Subtotal	\$ 5,400.00	
Percentage or Total Expenditures	100.00%	
Total	\$ 5,400.00	

Refund		
Payee Name	Amount of Expenditure	Date of Expenditure
UNITE HERE Local 23	\$ 95.00	11/13/2018
Subtotal	\$ 95.00	
Percentage or Total Expenditures	100.00%	
Total	\$ 95.00	

DC OFFICE OF CAMPAIGN FINANCE

2019 Biennial Report - Independent Expenditure Committee by Donor Type

Summary of Contributions by Donor Type For UNITE HERE Local 23 Political Committee



Note: This Graph depicts the summary of the contributions by donor categories reported by the UNITE HERE Local23 Political Committee Independent Expenditure Committee

The contributions are presented in percentage terms by donor categories, and may include each contribution received from Businesses, Corporations, Corporate Sponsored Political Action Committees, Individuals, Labor Sponsored Political Action Committees, and Partnerships. The summary may also note Other Receipts reported, such as Dividends, Interest, Refunds, and Rebates

DC OFFICE OF CAMPAIGN FINANCE

2019 Biennial Report - Independent Expenditure Committee by Donor Type

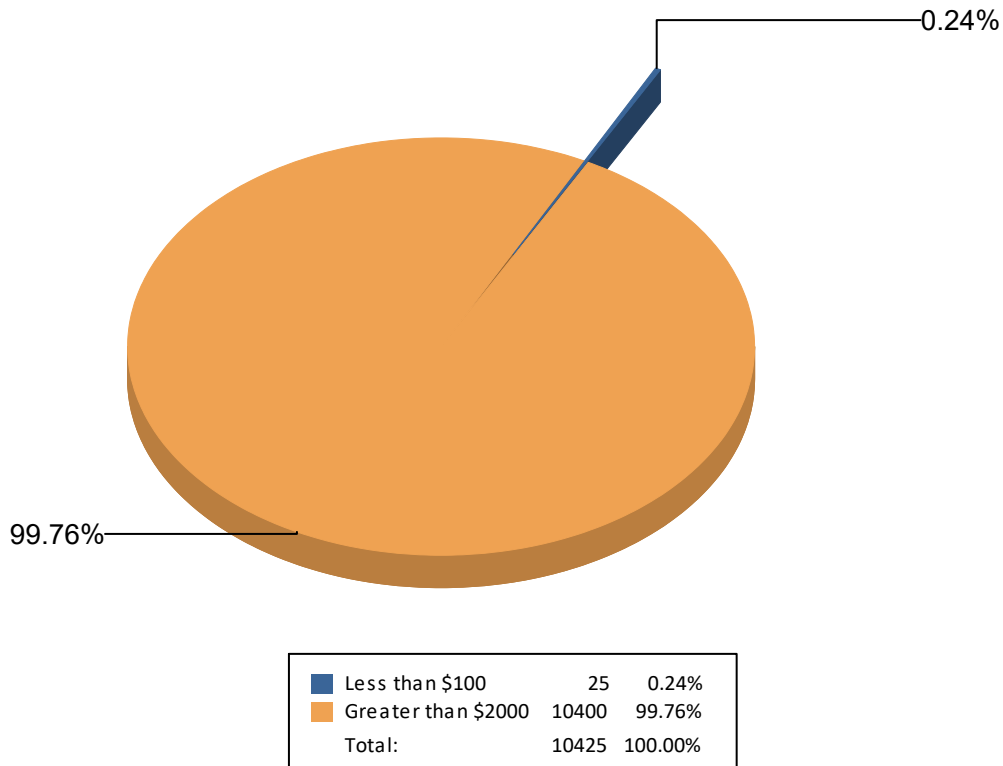
Summary of Contributions by Donor Type For UNITE HERE Local 23 Political Committee

UNITE HERE Local 23 Political Committee		
Individual		
Contributor's Name	Amount	Date of Receipt
Adam Yalowitz	\$ 25.00	05/18/2018
Adam Yalowitz	\$ 4,900.00	05/25/2018
Subtotal	\$ 4,925.00	
Percentage of Total Contribution	47.24%	
UNITE HERE Local 23 Political Committee		
Labor		
Contributor's Name	Amount	Date of Receipt
UNITE HERE Local 23	\$ 5,500.00	06/18/2018
Subtotal	\$ 5,500.00	
Percentage of Total Contribution	52.76%	
Total	\$10,425.00	

DC OFFICE OF CAMPAIGN FINANCE

2019 Biennial Report - Independent Expenditure Committee by Denomination

Summary of Contributions by amount for UNITE HERE Local 23 Political Committee



UNITE HERE Local 23 Political Committee			
Less than \$100			
Contributor's Name	Amount	Type of Contributor	Date of Receipt
Adam Yalowitz	\$ 25.00	Individual	05/18/2018
Percentage of Total Contribution		0.24%	
Subtotal		\$25.00	
UNITE HERE Local 23 Political Committee			
Greater than \$2000			
Contributor's Name	Amount	Type of Contributor	Date of Receipt
Adam Yalowitz	\$ 4,900.00	Individual	05/25/2018
UNITE HERE Local 23	\$ 5,500.00	Labor	06/18/2018
Percentage of Total Contribution		99.76%	
Subtotal		\$10,400.00	
Total		\$10,425.00	